



Constant Working Pressure  
Hydraulic – Industry Standard  
Suction and Return  
Push-Lok®  
Phosphate Ester  
Low Temperature  
Transportation  
Alternative/Marine Fuel  
Refrigerant

# Hose








A



ENGINEERING YOUR SUCCESS.

# Hose visual index

A

<p><b>Constant Working Pressure Hose</b></p>	<p>451TC A-10              Tough Cover – SAE 100R17</p>	<p>451ST A-10              Super Tough - SAE 100R17</p>	<p>451TC A-11              Hydraulic Twin Tough</p>
<p>711 A-12              SAE J1942</p>	<p>351TC A-13              Tough Cover            4,000 psi Constant W.P.</p>	<p>351ST A-13              Super Tough            4,000 psi Constant W.P.</p>	<p>722TC A-14              Tough Cover            4,000 psi Constant W.P.</p>
<p>772TC A-15              Tough Cover - SAE 100R12</p>	<p>772ST A-15              Super Tough - SAE 100R12</p>	<p>721 A-16              SAE 100R12</p>	<p>721TC A-16              Extreme Tough Cover            SAE 100R12</p>
<p>721ST A-17              Super Tough - SAE 100R12</p>	<p>787TC A-18              Compact Spiral™ Hose</p>	<p>781 A-20              SAE 100R13</p>	<p>P35 A-20              SAE 100R13</p>
<p>782TC A-21              Tough Cover            SAE 100R13</p>	<p>782ST A-21              Super Tough            SAE 100R13</p>	<p>797TC A-22              Compact Spiral™ Hose</p>	<p>791TC A-24              Extreme Tough Cover            SAE 100R15</p>
<p>792TC A-24              Tough Cover - SAE 100R15</p>	<p>761 A-25              ParMax - 8,000 psi</p>		
<p><b>Hydraulic – Industry Standard Hose</b></p>	<p>JK A-25              Jack Hose</p>	<p>422 A-26              Worldwide            ISO 1436-1 TYPE 1SN</p>	<p>482TC A-27              Tough Cover            SAE 100R1 TYPE AT</p>
<p>482ST A-27              Super Tough            SAE 100R1 TYPE AT</p>	<p>426 A-28              High-Temperature            SAE 100R1 TYPE AT</p>	<p>302 A-29              Worldwide            ISO 1436-1 TYPE 2 SN</p>	<p>431 A-30              Compact - SAE 100R16</p>
<p>436 A-31              SAE J1942</p>	<p>471TC A-32              Tough Cover            ISO 11237-1 TYPE 2 SC</p>	<p>471ST A-32              Super Tough            ISO 11237-1 TYPE 2 SC</p>	<p>471TC A-33              Hydraulic Twin Tough</p>
<p>472TC A-33              Tough Cover            Two-Wire Braid</p>	<p>AX A-34              One-Wire Braid</p>	<p>BXX A-34              SAE 100R2 TYPE AT</p>	<p>701 A-35              ISO 3862-1 TYPE 4SP</p>
<p>731 A-35              ISO 3862-1 TYPE 4SH</p>			

# Hose visual index

A

<p><b>Suction &amp; Return Line Hose</b></p>	<p>811 A-36                        1/2 SAE Minimum Bend Radius                      SAE 100R4</p>	<p>811HT A-37                        SAE 100R4</p>	<p>881 A-37                        1/2 SAE Minimum Bend Radius                      SAE 100R4</p>
<p><b>Push-Lok Multipurpose Hose</b></p>	<p>801 A-38                        Push-Lok® Plus</p>	<p>836 A-40                        Multipurpose                      High-Temperature</p>	<p>804 A-40                        Dry Air/Hot Water</p>
<p>821FR A-41                        Multipurpose                      Fire Resistant Cover</p>	<p>821 A-41                        Multipurpose</p>		
<p><b>Phosphate Ester Hose</b></p>	<p>424 A-42                        Phosphate Ester Base Fluids</p>	<p>304 A-43                        Phosphate Ester Base Fluids</p>	<p>774 A-43                        Phosphate Ester Base Fluids</p>
<p>F42 A-43                        Phosphate Ester Base Fluids</p>			
<p><b>Low-Temperature Hose</b></p>	<p>301LT A-44                        -67/+212</p>	<p>472LT A-45                        -70/+212</p>	<p>722LT A-45                        -70/+212</p>
<p>792LT A-45                        -70/+212</p>			
<p><b>Transportation Hose</b></p>	<p>293 A-46                        Air Brake Hose                      SAE J1402</p>	<p>213 A-47                        SAE J1402 AI</p>	<p>266 A-47                        SAE J1402 All</p>
<p>201 A-48                        SAE 100R5 SAE J1402 All</p>	<p>206 A-48                        SAE 100R5 SAE J1402 All</p>	<p>611HT A-49                        EN 854</p>	<p>271 A-50                        Air Brake Hose                      SAE J1402 A</p>
<p><b>Alternative/Marine Hose</b></p>	<p>SS23CG A-51                        Compressed Natural Gas                      and Liquefied Petroleum Gas</p>	<p>SS25UL A-52                        Liquefied Petroleum Gas</p>	<p>221FR A-53                        Marine Fuel and Engine Hose</p>
<p><b>Refrigerant Hose</b></p>	<p>285 A-54                        SAE J2064 TYPE C</p>	<p>244 A-55                        SAE J2064 TYPE B</p>	

# How to read the hose section

Parker offers a wide variety of hoses including braided, spiral, multi-purpose, transportation, refrigerant, LP gas and more. Parker's product line has been tested and approved to meet

and exceed global standards. Our hoses range in size from 3/16" to 3" I.D. and are compatible with crimp and field-attachable style fittings. Specific hose information is displayed throughout Catalog 4400

Hose Section. Hose page content is defined by the information shown below. Please take a moment and review.



## Markets



## Catalog Sections

- Hose Section
- Accessories Section
- Fittings Section
- Technical Section
- Equipment Section

## Parker Hose Nomenclature

Example: 451TC-8  
**451**TC-8 - Hose Type  
 451**TC**-8 - Indicates the special feature of the hose (in this case, 'Tough Cover')  
 451TC-**8** - Hose inside diameter dash size (in this case, 8/16" or 1/2")

### Hose Information

- Base part number
- Description
- SAE, ISO, and EN specifications

### Hose Inner Diameter

Measured in 1/16 inch increments identified by use of a "dash"(-) numbering system. i.e., 4/16" = 1/4" = -4.

### Hose Outer Diameter

A critical measurement when considering hose clamps and applications where envelope size is limited.

### Hose Working Pressure

Should have a working pressure rating meeting or exceeding the maximum operating pressure of the system. The maximum rating is listed below for where the hose is to be used.

Visually shows **hose construction**.

**482TC**  
 Hydraulic - Tough Cover  
 SAE 100R1 TYPE AT, J1942 / ISO 1436-1 TYPE 1SN / EN853 TYPE 1SN / USCG H

**482ST**  
 Hydraulic - Super Tough Cover  
 SAE 100R1 TYPE AT / ISO 1436-1 TYPE 1SN / EN853 TYPE 1SN

# Part Number	Hose I.D.		Hose O.D.		Working Pressure		Minimum Bend Radius		Weight		Field Attachable	
	inch	mm	inch	mm	psi	MPa	inch	mm	lbs/ft	kg/m	43 Series	42 Series
482TC/ST-4	1/4	6,3	0.53	14	3250	22,7	2	50	0.16	0,24	•	•
482TC-5	5/16	8	0.59	15	3250	22,7	2-1/4	55	0.18	0,27	•	•
482TC/ST-6	3/8	10	0.69	17	3000	21,0	2-1/2	65	0.23	0,34	•	•
482TC/ST-8	1/2	12,5	0.82	21	2500	17,5	3-1/2	90	0.29	0,43	•	•
482TC/ST-10	5/8	16	0.94	24	2000	14,0	4	100	0.33	0,49	•	•
482TC/ST-12	3/4	19	1.09	28	1750	12,2	4-3/4	120	0.42	0,63	•	•
482TC/ST-16	1	25	1.41	36	1275	8,8	6	150	0.63	0,94	•	•

**Application:** Petroleum base hydraulic fluids and lubricating oils.  
**Inner Tube:** Synthetic rubber.  
**Reinforcement:** One braid steel wire.  
**Cover:** Synthetic rubber abrasion resistant, MSHA accepted.  
**Temperature Range:** -40°F to +212°F (-40°C to +100°C).  
**Fittings:** 43 Series - pg. B-00, 42 Series - pg. B-00.

• Field Attachable Assembly Instructions are in Section B with each Fittings Series.  
 • See Section C for Parkrimp Assembly Instructions.  
 • Temperature Range of other media listed in Section E.

A-27

For more information regarding hose application and temperature, see the Technical Section.

### Minimum Bend Radius

Is the smallest arc that the hose can be bent before its life is greatly reduced. Exceeding the bend radius can cause kinking, inner tube washout and excessive stress on reinforcement.

### Weight

Provided by the foot for instances where it is a critical parameter in the design of the system.

### Approved Fitting

































To be used with the hose. Could be crimped or field attachable.

# Hose overview chart

A

	Hose Size	Hose Reinforcement	Working Pressure (psi)												Standard Temp. Range °F	SAE	ISO	EN	Page		
			-4	-5	-6	-8	-10	-12	-16	-20	-24	-32	-40	-48							
Constant Working Pressure	451TC/ST		3000		3000	3000	3000	3000	3000	3000							-40/+212	100R17			A-10
	451TC Twin Tough				3000	3000											-40/+212	100R17	11237-1		A-11
	711										3000	3000					-40/+212				A-12
	351TC/ST		4000		4000	4000	4000	4000									-40/+212	100R19			A-13
	722TC				4000	4000	4000	4000	4000	3000	2500	2500					-40/+257	100R12 J1942	3862-1 Type R12	Type R12	A-14
	772TC/ST				4000	4000	4000	4000	4000	3000	2500	2500					-40/+257	100R12	3862-1-R12	856-R12	A-15
	721/721TC				4000	4000	4000	4000	4000	3000	2500	2500					-40/+257	100R12	3862-1-R12	856-R12	A-16
	721ST				4000	4000	4000	4000	3000								-40/+257	100R12	3862-1-R12	856-R12	A-17
	787TC				5000	5000	5000	5000	5000								-40/+257	100R13	18752-DC		A-18
	781						5000	5000	5000	5000											A-20
	P35										5000						-40/+257	100R13	3862-1-R13	856-R13	A-20
	782TC/ST								5000	5000	5000	5000					-40/+257	100R13	3862-1-R13	856-R13	A-21
	797TC					6000	6000	6000	6000	6000							-40/+257	100R15	18752-DC		A-22
	791TC						6000	6000	6000	6000							-40/+257	100R15	3862-1-R15		A-24
	792TC/ST						6000	6000									-40/+257	100R15	3862-1-R15		A-24
761						8000	8000									-40/+257				A-25	
Hydraulic - Industry Standard	JK		10500		10000												-40/+120				A-25
	422		3250	3125	2600	2325	1875	1525	1275	900	725	575					-40/+212	100R1AT	1436-1-1SN		A-26
	482TC/ST		3250	3250	3000	2500	2000	1750	1275								-40/+212	100R1AT	1436-1-1SN	853-1SN	A-27
	426		2750		2250	2000	1500	1250	1000	625	500	375					-50/+302	100R1AT			A-28
	302		5800	5000	4750	4000	3600	3100	2400	1800	1300	1150					-40/+212	100R2	1436-1-2SN		A-29
	431		5000	4250	4000	3500	2750	2250	2000								-40/+257				A-30
	436				4000	3500	2750	2250	2000								-55/+302				A-31
	471TC/ST		5800		5000	4250	3625	3125	2500								-40/+212		11237-1-2SC	857-2SC	A-32
	471TC Twin Tough				5000	4250											-40/+212		11237-1-2SC	857	A-33
	472TC									2250	1800	1300					-40/+212				A-33
AX		3000		3000	2500	1500	1250	1000								-40/+212				A-34	

# Hose overview chart

	Hose Size	Hose Reinforcement	-4	-5	-6	-8	-10	-12	-16	-20	-24	-32	-40	-48	Standard Temp. Range °F	SAE	ISO	EN	Page
Hydraulic	BXX		5000		4000	3500	2750	2250	2000						-40/+212	100R2			A-34
	701				6500	6000	5000								-40/+212		3862-1-4SP	856-4SP	A-35
	731							6000	5500	4700	4200	3600			-40/+212		3862-1-4SH	856-4SH	A-35
Suction and Return Line	811/811HT with HC							100	70	50	50	50	62		-40/+212	100R4			A-36
	811/811HT with 81							300	250	200	150	100	62		-40/+212	100R4			A-37
	881 with HC							100	70	50	50	50	62		-40/+257	100R4			A-37
	881 with 43/81/DB							300	250	200	150	100	62		-40/+257	100R4			A-37
Push-Lok	801		350		350	300	300	300	200						-40/+212				A-38
	836		400		400	400	350	300							-55/+302				A-40
	804		150		150	150	150	150							-40/+176				A-40
	821FR		350		300	300		250							-40/+212				A-41
	821		350		300	300	250	250							-40/+212				A-41
Phosphate Ester	304		5000		4000	3500	2750	2250	2000	1625	1250	1125			-40/+176				A-43
	774							4000	4000	3000	2500	2500			-40/+176				A-43
	424								1000	625	500	375			-40/+176	100R1AT			A-42
	F42					6000		6000	6000	6000					-40/+176				A-43
Low-Temp	301LT		5000		4000	3500	2750	2250	2000						-67/+212	100R2			A-44
	472LT		5800		5000	4250	3625	3125	2500						-70/+212			857	A-45
	722LT				4000	4000	4000	4000	4000	3000	2500				-70/+212	100R12	3862-1-R12	856	A-45
	792LT								6000	6000	6000				-70/+212				A-45
Transportation	293		500		500	500	450	450	450						-58/+302	J1402 AI			A-46
	213		2000	1500	1500	1250	1000	750	400	300	300	200	175		-50/+302	J1402 AI			A-47
	266		2000	1500	1500	1250	1250	750	400	300	250				-55/+302	J1402 AII			A-47
	201		3000	3000	2250	2000	1750	1500	800	625	500	350	350	200	-40/+302	100R5/ J1402 AII			A-48
	206		3000	3000	2250	2000	1750	1500	800	625	500	350	350		-55/+302	100R5/ J1402 AII			A-48
	611HT		400		400	400	350	300							-55/+302	J517 100R6		854	A-49
	271				225	225									-50/+212	J1402 A			A-50
Alternative/Marine	SS23CG				425	425	425	425							-40/+250				A-51
	SS25UL		350	350	350	350	350	350							-40/+250				A-52
	221FR			500	500	500	500	500	500						-4/+212	J1527 R3/J1942	7840		A-53
Refrigerant	285		500		500	500	500	500							-22/+257	J2064 Type C			A-54
	244								500	500	350				-22/+257	J2064 Type B Class 1			A-55

# How to order crimped hose assemblies

A

Box 1	Box 2	Box 3	Box 4	Box 5	Box 6	Box 7	Box 8	Box 9	Box 10	Box 11
F	436	06	39	08	08	08		-24		



Box 1: Prefix	
Symbol	Description
F =	Parkrimp Crimp Fittings (43, 71, 77 Series, etc.)
P =	Parkrimp Crimp Fittings (26 Series only)
Y =	Permanent Crimp Fittings (HY Series only)
K =	Permanent Crimp Fittings (81 Series only)

Box 2: Hose Type	
Symbol	Description
436 =	SAE 100R16 Hose
<b>Note:</b> see page A-6 for complete list of Parker Hoses	

Box 3: 1st Fitting End Configuration	
Symbol	Description
06 =	Female JIC 37 Degree Swivel Straight
<b>Note:</b> See page E-30 for a complete list of fitting configurations	

Box 4: 2nd Fitting End Configuration	
Symbol	Description
39 =	Female JIC 37 Degree Swivel 90 Degree Elbow - Short Drop

Box 5: 1st Fitting End Connection Size	
Symbol	Description
08 =	1/2" Female JIC (3/4x16 Thread)

Box 6: 2nd Fitting End Connection Size	
Symbol	Description
08 =	1/2" Female JIC (3/4x16 Thread)

Box 7: Hose Size	
Symbol	Description
08 =	1/2 inch Hose Inner Diameter

Box 8: Fitting Material	
Symbol	Description
No Suffix =	Steel
B =	Brass
C =	316 Stainless Steel
BA =	Brass nipple with steel nut and socket
BS =	Brass nipple with brass nut and steel socket

Box 9: Over All Length (OAL)	
Symbol	Description
24 =	Expressed in inches (610 mm)
OAL of a hose assembly is measured from the end of the straight fitting or centerline of the fitting seat. OAL of the Seal-Lok® hose assembly is measured to the sealing surface of the straight fittings or to the centerline of the elbow fittings	

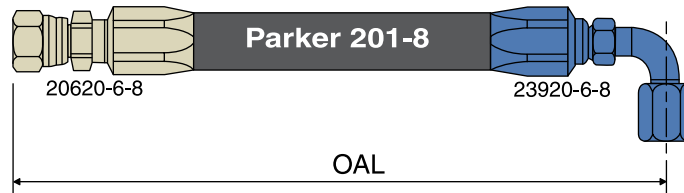
Box 10: Displacement Angle	
Symbol	Description
270	Specified only if two (2) elbow fittings are used. Starting with either end as the far end, measure angle clockwise to describe the displacement angle of the near end

Box 11: Hose Assembly Guards	
Symbol	Description
SG =	Spring Guard
AG =	Armor Guard
HG =	Polyguard
PG =	ParKoil™
FS =	Fire Sleeve
AS =	Partek Sleeving
PS =	Partek Sleeving
<b>Note:</b> When spelling out an assembly part number, list entire sleeving part number	



# How to order field attachable hose assemblies

Box 1	Box 2	Box 3	Box 4	Box 5	Box 6	Box 7	Box 8	Box 9	Box 10	Box 11
R	201	06	39	06	06	08		-24		



Box 1: Prefix	
Symbol	Description
R =	Field Attachable (all series except 22 & 23)
M =	Field Attachable (22 & 23 Series only)
B =	Clamp i.e., 88HC-H and 88DB on 88 Series
C =	Worm Gear Clamp i.e., 88H Series on 88 Series

Box 2: Hose Type	
Symbol	Description
201 =	SAE 100R5

**Note:** See page A-6 for complete list of Parker Hoses

Box 3: 1st Fitting End Configuration	
Symbol	Description
06 =	Female JIC 37 Degree Swivel - Str.

**Note:** See page E-30 for a complete list of fitting configurations

Box 4: 2nd Fitting End Configuration	
Symbol	Description
39 =	JIC 37 Degree Flare Elbow

Box 5: 1st Fitting End Connection Size	
Symbol	Description
06 =	3/8" JIC (9/16x18 Thread)

Box 6: 2nd Fitting End Connection Size	
Symbol	Description
06 =	3/8" JIC (9/16x18 Thread)

Box 7: Hose Size	
Symbol	Description
08 =	13/32 inch Hose Inner Diameter

Box 8: Fitting Material	
Symbol	Description
No Suffix =	Steel
B =	Brass
C =	316 Stainless Steel
BA =	Brass nipple with steel nut and socket
BS =	Brass nipple with brass nut and steel socket

Box 9: Over All Length (OAL)	
Symbol	Description
24 =	Expressed in inches (610 mm)

OAL of a hose assembly is measured from the end of the straight fitting or centerline of the fitting seat. OAL of the Seal-Lok® hose assembly is measured to the sealing surface of the straight fittings or to the centerline of the elbow fittings

Box 10: Displacement Angle	
Symbol	Description
270	Specified only if two (2) elbow fittings are used. Starting with either end as the far end, measure angle clockwise to describe the displacement angle of the near end

Box 11: Hose Assembly Guards	
Symbol	Description
SG =	Spring Guard
AG =	Armor Guard
HG =	Polyguard
PG =	ParKoil™
FS =	Fire Sleeve
AS =	Partek Sleaving
PS =	Partek Sleaving

**Note:** When spelling out an assembly part number, list entire sleaving part number

• See page E-14 for Agency Approval For Building Hose Assemblies Key



**HYDRAULIC**

# 451TC/ST, 451TC Twin Tough



Parker 451TC and 451ST hydraulic hoses are what to specify when abrasion resistance and ease of use are required. Plus, you can choose the cover that provides the abrasion resistance for your application.

- One-half SAE 100R1 minimum bend radius – flexible, easy to work with and install
- Specially engineered TC and ST covers prolong hose life and minimize downtime
- 3,000 psi constant working pressure in all sizes
- Exceeds SAE 100R17 specification



## 451TC Hydraulic – Tough Cover

SAE 100R17, J1942 / ISO 11237 – 1 TYPE R17 – Constant Working Pressure / USCG HF / ABS



## 451ST Hydraulic – Super Tough Cover

SAE 100R17 / ISO 11237 - 1 TYPE R17 – Constant Working Pressure



**Application:** Petroleum base hydraulic fluids and lubricating oils.  
**Inner Tube:** Synthetic rubber.  
**Reinforcement:** One or two braid steel wire (4-spiral for size -20).  
**Cover:** Synthetic rubber abrasion resistant, MSHA accepted.  
**Temperature Range:** -40°F to +212°F (-40°C to +100°C).  
**Fittings:** 43 Series - pg. B-27.

# Part Number	Hose I.D.		Hose O.D.		Working Pressure		Minimum Bend Radius		Weight		Parkrimp 43 Series
	inch	mm	inch	mm	psi	MPa	inch	mm	lbs/ft	kg/m	
451TC/ST-4	1/4	6,3	0.52	13	3000	21,0	2	50	0.16	0,24	●
451TC/ST-6	3/8	10	0.68	17	3000	21,0	2-1/2	65	0.23	0,34	●
451TC/ST-8	1/2	12,5	0.80	20	3000	21,0	3-1/2	90	0.35	0,52	●
451TC/ST-10	5/8	16	0.94	24	3000	21,0	4	100	0.44	0,66	●
451TC/ST-12	3/4	19	1.10	28	3000	21,0	4-3/4	120	0.58	0,86	●
451TC/ST-16	1	25	1.40	35	3000	21,0	6	150	0.79	1,17	●
451TC/ST-20	1-1/4	31,5	1.85	47	3000	21,0	8-1/4	210	1.50	2,23	●

- See Section C for Parkrimp Assembly Instructions.
- Temperature Range of other media listed in Section E.



Twin Tough hoses eliminate the labor and material costs required to manually bundle two separate hoses using tie straps or plastic sleeves. Plus, Parker's Twin Tough saves valuable time in the field.

- 3,000 psi constant working pressure in -6-6 and -8-8
- One-wire braided construction
- Abrasion-resistant TC cover



**Application:** Petroleum base hydraulic fluids and lubricating oils.  
**Inner Tube:** Synthetic rubber.  
**Reinforcement:** One braid steel wire.  
**Cover:** Synthetic rubber abrasion resistant, MSHA accepted.  
**Temperature Range:** -40°F to +212°F (-40°C to +100°C).  
**Fittings:** 43 Series - pg. B-27.

**451TC Hydraulic – Twin Tough Cover**

SAE 100R17, J1942 / ISO 11237 – 1 TYPE R17 – Constant Working Pressure / USCG HF / ABS

# Part Number	Hose I.D.		Hose O.D.		Working Pressure		Minimum Bend Radius		Weight		Parkrimp 43 Series
	inch	mm	inch	mm	psi	MPa	inch	mm	lbs/ft	kg/m	
451TC-6-6	3/8	10	0.68	17	3000	21,0	2-1/2	65	0.46	0,68	●
451TC-8-8	1/2	12,5	0.80	20	3000	21,0	3-1/2	90	0.70	1,04	●

For assembly instructions see page C-18.

- See Section C for Parkrimp Assembly Instructions.
- Temperature Range of other media listed in Section E.

# HYDRAULIC

# 711



711 hose is a medium-pressure, 4-wire spiral constructed hose offered in two large I.D. sizes. Designed for high-impulse, long-life applications like injection molding.

- 3000 psi constant working pressure

**Application:** Petroleum base hydraulic fluids and lubricating oils.

**Inner Tube:** Synthetic rubber.

**Reinforcement:** Four spiral steel wire.

**Cover:** Synthetic rubber, MSHA accepted.

**Temperature Range:** -40°F to +212°F (-40°C to +100°C).

**Fittings:** 71 Series - pg. B-71.

## 711 Hydraulic

J1942 / USCG HF / DNV / ABS



# Part Number	Hose I.D.		Hose O.D.		Working Pressure		Minimum Bend Radius		Weight		Parkrimp 71 Series
	inch	mm	inch	mm	psi	MPa	inch	mm	lbs/ft	kg/m	
711-24	1-1/2	38,0	2.07	53	3000	21,0	22	560	2.01	2,99	●
711-32	2	51,0	2.59	66	3000	21,0	28	710	2.75	4,09	●

- See Section C for Parkrimp Assembly Instructions.
- Temperature Range of other media listed in Section E.

**HYDRAULIC**

**351TC/ST**



351TC – Braided construction offering 4000 psi is more flexible than its standard spiral counterpart.

- Specifically engineered TC and ST covers prolong hose life and minimize downtime
- 4000 psi constant working pressure in all sizes
- Exceeds SAE 100R19, J517 specifications



**351TC**

**Hydraulic – Tough Cover**

SAE 100R19, J517 – Constant Working Pressure



**351ST**

**Hydraulic – Super Tough Cover**

SAE 100R19, J517 – Constant Working Pressure



**Application:** Petroleum base hydraulic fluids and lubricating oils.

**Inner Tube:** Synthetic rubber.

**Reinforcement:** Two braids steel wire.

**Cover:** Synthetic rubber abrasion resistant, MSHA accepted.

**Temperature Range:** -40°F to +212°F (-40°C to +100°C).

**Fittings:** 43 Series - pg. B-27.

# Part Number	Hose I.D.		Hose O.D.		Working Pressure		Minimum Bend Radius		Weight		Parkrimp 43 Series
	inch	mm	inch	mm	psi	MPa	inch	mm	lbs/ft	kg/m	
351TC/ST-4	1/4	6,3	.51	13	4000	28	2	50	0.20	0,30	●
351TC/ST-6	3/8	10	.67	17	4000	28	2-1/2	65	0.28	0,42	●
351TC/ST-8	1/2	12,5	.80	20	4000	28	3-1/2	90	0.35	0,52	●
351TC/ST-10	5/8	16	.93	24	4000	28	4	100	0.44	0,66	●
351TC/ST-12	3/4	19	1.09	28	4000	28	4-3/4	120	0.58	0,86	●

- See Section C for Parkrimp Assembly Instructions.
- Temperature Range of other media listed in Section E.

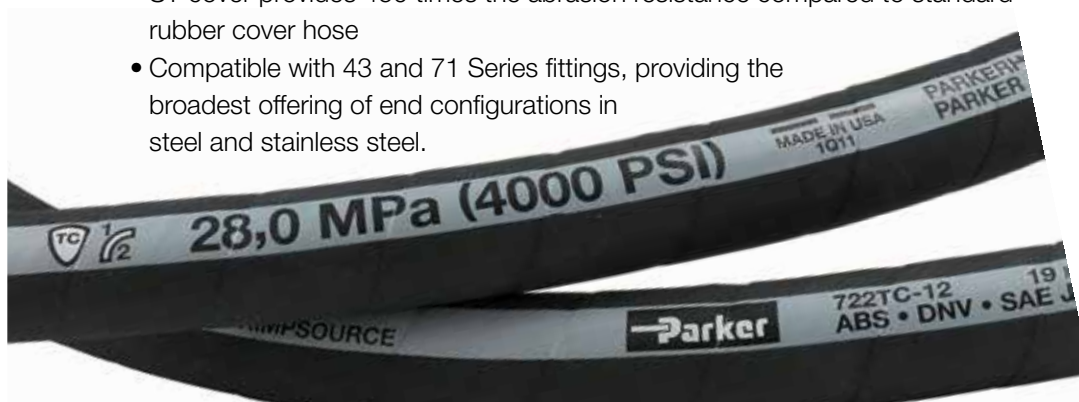
# HYDRAULIC

# 722TC / ST



722TC hose was designed for high performance. Its resilient 4-wire spiral construction and Parker’s leading Tough Cover® provide unmatched application usage. 722TC hose provides SAE 100R12 performance enabling its use in a wide variety of applications. It is also one-half the bend radius of SAE 100R12 hose, making it easy to install and reducing the amount of hose needed and its synthetic rubber inner tube provides a wider range of fluid compatibility.

- Half the bend radius of SAE 100R12 hose, reducing the amount of hose needed to make your connection
- 4-spiral construction for longer lasting hose in high impulse, heavy duty cycle applications
- SAE 100R12 performance to cover a wide variety of applications
- Synthetic rubber inner tube provides a wider range of fluid compatibility
- TC cover provides 80 times the abrasion resistance compared to standard rubber cover hose
- ST cover provides 450 times the abrasion resistance compared to standard rubber cover hose
- Compatible with 43 and 71 Series fittings, providing the broadest offering of end configurations in steel and stainless steel.



## 722TC / ST

### Hydraulic – Tough Cover

SAE 100R12, J1942 / ISO 3862-1 TYPE R12 / EN 856 TYPE R12 / USCG HF / DNV / ABS



**Application:** Petroleum based hydraulic fluids, lubricating oils.  
**Inner Tube:** Synthetic rubber.  
**Reinforcement:** Four spiral steel wire.  
**Cover:** Synthetic rubber, MSHA accepted.  
**Temperature Range:** -40°F to +257°F (-40°C to 125°C).  
**Fittings:** 43 Series, sizes -6 to -20 - pg. B-27.  
 71 Series, size -24 to -32 - pg. B-71.

# Part Number	Hose I.D.		Hose O.D.		Working Pressure		Minimum Bend Radius		Weight		Parkrimp 43 Series	Parkrimp 71 Series
	inch	mm	inch	mm	psi	MPa	inch	mm	lbs/ft	kg/m		
722TC/ST-6	3/8	10	0.80	20	4000	28,0	2-1/2	65	0.40	0,60	•	
722TC/ST-8	1/2	12,5	0.93	24	4000	28,0	3-1/2	90	0.54	0,80	•	
722TC/ST-10	5/8	16	1.06	27	4000	28,0	4	100	0.74	1,10	•	
722TC/ST-12	3/4	19	1.21	31	4000	28,0	4-3/4	120	0.94	1,40	•	
722TC/ST-16	1	25	1.50	38	4000	28,0	6	150	1.34	1,99	•	
722TC/ST-20	1-1/4	31,4	1.84	46	3000	21,0	8-1/4	210	1.74	2,59	•	
722TC/ST-24	1-1/2	38	2.07	53	2500	17,5	10	250	2.01	2,99		•
722TC/ST-32	2	51	2.59	66	2500	17,5	12-1/2	320	2.75	4,09		•

- See Section C for Parkrimp Assembly Instructions.
- Temperature Range of other media listed in Section E.

# HYDRAULIC

# 772TC/ST



Durable four-spiral construction with synthetic rubber inner tube providing a wider range of fluid compatibility.

- Synthetic rubber inner tube provides a wider range of fluid compatibility
- Meets SAE 100R12 specifications

## 772TC

### Hydraulic – Tough Cover

SAE 100R12, J1942 / ISO 3862-1 TYPE R12 / EN 856 TYPE R12 / USCG HF / DNV / ABS



## 772ST

### Hydraulic – Super Tough Cover

SAE 100R12 / ISO 3862-1 TYPE R12 / EN 856 TYPE R12



**Application:** Petroleum base hydraulic fluids and lubricating oils.

**Inner Tube:** Synthetic rubber.

**Reinforcement:** Four spiral steel wire.

**Cover:** Synthetic rubber abrasion resistant, MSHA accepted.

**Temperature Range:** -40°F to +257°F (-40°C to +125°C).

**Fittings:** 71 Series - pg. B-71.

# Part Number	Hose I.D.		Hose O.D.		Working Pressure		Minimum Bend Radius		Weight		Parkrimp 71 Series
	inch	mm	inch	mm	psi	MPa	inch	mm	lbs/ft	kg/m	
772TC/ST-6	3/8	10	0.79	20	4000	28,0	5	125	0.40	0,60	●
772TC/ST-8	1/2	12,5	0.94	24	4000	28,0	7	180	0.62	0,93	●
772TC/ST-10	5/8	16	1.08	27	4000	28,0	8	200	0.74	1,10	●
772TC/ST-12	3/4	19	1.21	31	4000	28,0	9-1/2	240	0.94	1,40	●
772TC/ST-16	1	25	1.50	38	4000	28,0	12	300	1.34	1,99	●
772TC/ST-20	1-1/4	31,5	1.84	46	3000	21,0	16-1/2	420	1.74	2,59	●
772TC/ST-24	1-1/2	38	2.07	53	2500	17,5	20	500	2.01	2,99	●
772TC/ST-32	2	51	2.59	66	2500	17,5	25	630	2.75	4,09	●

- See Section C for Parkrimp Assembly Instructions.
- Temperature Range of other media listed in Section E.

**HYDRAULIC**

**721, 721TC**



The Parker 721 family of hoses pushes the envelope in high-pressure applications where space is tight. Critical high-pressure applications in limited spaces calls for 721 hose. With its one-half SAE 100R12 minimum bend radius and abrasion resistant cover offering, 721 hose enables you to use less hose while guarding against hose-to-hose and hose-to-object abrasion. No matter how demanding the environment, 721 hose will keep your equipment working hard.

- One-half SAE 100R12 minimum bend radius means you use less hose
- Specially engineered Tough Cover compound resists abrasion in aggressive environments
- Up to 4000 psi working pressure
- Unique three-color layline makes hose easy to identify

**721**

**Hydraulic**

SAE 100R12 / ISO 3862-1 TYPE R12 / EN 856 TYPE R12



**721TC**

**Hydraulic – Tough Cover**

SAE 100R12, J1942 / ISO 3862-1 TYPE R12 / EN 856 TYPE R12 / USCG HF / DNV / ABS



**Application:** Petroleum base hydraulic fluids and lubricating oils.  
**Inner Tube:** Synthetic rubber.  
**Reinforcement:** Four spiral steel wire.  
**Cover:** Synthetic rubber abrasion resistant, MSHA accepted.  
**Temperature Range:** -40°F to +257°F (-40°C to +125°C).  
**Fittings:** 71 Series - pg. B-71.

# Part Number	Hose I.D.		Hose O.D.		Working Pressure		Minimum Bend Radius		Weight		Parkrimp 71 Series
	inch	mm	inch	mm	psi	MPa	inch	mm	lbs/ft	kg/m	
721/721TC-6	3/8	10	0.80	20	4000	28,0	2-1/2	62,5	0.40	0,60	●
721/721TC- 8	1/2	12,5	0.93	24	4000	28,0	3-1/2	90	0.62	0,93	●
721/721TC-10	5/8	16	1.08	27	4000	28,0	4	100	0.74	1,10	●
721/721TC-12	3/4	19	1.21	31	4000	28,0	4-3/4	120	0.94	1,40	●
721/721TC-16	1	25	1.50	38	4000	28,0	6	150	1.34	1,99	●
721/721TC-20	1-1/4	31,5	1.84	46	3000	21,0	8-1/4	210	1.74	2,59	●
721/721TC-24	1-1/2	38	2.07	53	2500	17,5	10	250	2.01	2,99	●
721/721TC-32	2	51	2.59	66	2500	17,5	12-1/2	320	2.75	4,09	●

- See Section C for Parkrimp Assembly Instructions.
- Temperature Range of other media listed in Section E.



**HYDRAULIC**

**721ST**

A



The Parker 721 family of hoses pushes the envelope in high-pressure applications where space is tight. Critical high-pressure applications in limited spaces calls for 721 hose. With its one-half SAE 100R12 minimum bend radius and abrasion resistant cover offering, 721 hose enables you to use less hose while guarding against hose-to-hose and hose-to-object abrasion. No matter how demanding the environment, 721 hose will keep your equipment working hard.

- One-half SAE 100R12 minimum bend radius means you use less hose
- Specially engineered Tough Cover compound resists abrasion in aggressive environments
- Up to 4000 psi working pressure
- Unique three-color layline makes hose easy to identify



**721ST**  
**Hydraulic – SuperTough Cover**

SAE 100R12 / ISO 3862-1 TYPE R12 / EN 856 TYPE R12

**Application:** Petroleum base hydraulic fluids and lubricating oils.  
**Inner Tube:** Synthetic rubber.  
**Reinforcement:** Four spiral steel wire.  
**Cover:** Synthetic rubber abrasion resistant, MSHA accepted.  
**Temperature Range:** -40°F to +257°F (-40°C to +125°C).  
**Fittings:** 71 Series - pg. B-71.

# Part Number	Hose I.D.		Hose O.D.		Working Pressure		Minimum Bend Radius		Weight		Parkrimp 71 Series
	inch	mm	inch	mm	psi	MPa	inch	mm	lbs/ft	kg/m	
721ST-8	1/2	12,5	0.94	24	4000	28,0	3-1/2	90	0.54	0,80	●
721ST-10	5/8	16	1.08	27	4000	28,0	4	100	0.74	1,10	●
721ST-12	3/4	19	1.21	31	4000	28,0	4-3/4	120	0.94	1,40	●
721ST-16	1	25	1.50	38	4000	28,0	6	150	1.34	1,99	●
721ST-20	1-1/4	31,5	1.84	46	3000	21,0	8-1/4	210	1.74	2,59	●

- See Section C for Parkrimp Assembly Instructions.
- Temperature Range of other media listed in Section E.

**COMPACT SPIRAL™**

**787TC**



Compared with conventional spiral hose, Parker's Compact Spiral™ 787TC Hose offers measurably greater advantages in routing and installation, product size and weight, inventory savings and much more. A world's first, this development is the most significant advancement in hydraulic hose since the introduction of Parker's No-Skive™ technology more than 25 years ago.



- Half the bend radius of SAE spiral
- One-third less effort to bend
- Nearly 30% smaller O.D. by area than SAE spiral
- Twice the impulse/life – tested to 2,000,000 cycles
- Flex impulse tested
- Constant 5000 psi across all sizes
- Less hose weight than SAE spiral



**787TC**


**Hydraulic – Tough Cover**

SAE J1754, J1942 / ISO 18752-DC / USCG HF / DNV / ABS

**Application:** Petroleum base hydraulic fluids and lubricating oils.  
**Inner Tube:** Proprietary synthetic rubber.  
**Reinforcement:** Four spiral steel wire.  
**Cover:** Synthetic rubber, MSHA accepted.  
**Temperature Range:** -40°C to +125°C (-40°F to +257°F).  
**Fittings:** 77 Series - pg. B-96.

# Part Number	Hose I.D.		Hose O.D.		Working Pressure		Minimum Bend Radius		Weight		Parkrimp 77 Series
	inch	mm	inch	mm	psi	MPa	inch	mm	lbs/ft	kg/m	
787TC-8	1/2	12,5	0.83	21,1	5000	35,0	3-1/2	90	0.45	0,67	●
787TC-10	5/8	16	0.94	23,9	5000	35,0	4	100	0.54	0,80	●
787TC-12	3/4	19	1.10	27,9	5000	35,0	4-3/4	120	0.78	1,16	●
787TC-16	1	25	1.40	35,7	5000	35,0	6	150	1.17	1,74	●
787TC-20	1-1/4	31,5	1.77	44,9	5000	35,0	8-1/4	210	1.95	2,89	●
787TC-24	1-1/2	38	2.08	52,8	5000	35,0	10	255	2.66	3,96	●
787TC-32	2	51	2.66	67,6	5000	35,0	12-1/2	318	4.37	6,50	●

- See Section C for Parkrimp Assembly Instructions.
- Temperature Range of other media listed in Section E.




**Strong like spiral.**  
Bends like braided.

Compact Spiral Hose has half the bend radius of its SAE counterpart and a significantly smaller bend radius than corresponding-size Parker conventional spiral hose.

In addition to maximum flexibility and excellent bendability, Parker Compact Hoses offer smaller outer diameters and abrasion resistant

cover choices. Such characteristics make them the hoses of choice for mobile hydraulic systems, agricultural machinery, forestry equipment, fork lifts, construction, machinery, injection molding, automotive, and the paper industry.

Less-bulky inner tube and outer wall construction result in up to one-third smaller Compact Spiral Hose O.D. area, enabling easier routing, hose and space savings.



A

# HYDRAULIC

# 781



Designed for high-pressure applications and for high-impulse, high-duty cycles.

- 4- or 6-wire spiral construction
- Constant working pressure – 5000 psi in all sizes
- Meets SAE 100R13 specifications



## 781 Hydraulic

SAE 100R13, J1942 / ISO 3862-1 TYPE R13 / EN856 TYPE R13 / USCG HF / DNV / ABS

**Application:** Petroleum base hydraulic fluids and lubricating oils.  
**Inner Tube:** Synthetic rubber.  
**Reinforcement:** Four or six spiral steel wire.  
**Cover:** Synthetic rubber, MSHA accepted.  
**Temperature Range:** -40°F to +257°F (-40°C to +125°C).  
**Fittings:** 78 Series - pg. B-108.

# Part Number	Hose I.D.		Hose O.D.		Working Pressure		Minimum Bend Radius		Weight		Parkrimp 78 Series
	inch	mm	inch	mm	psi	MPa	inch	mm	lbs/ft	kg/m	
781-12	3/4	19	1.26	32	5000	35,0	9-1/2	240	1.07	1,59	●
781-16	1	25	1.52	39	5000	35,0	12	300	1.48	2,20	●
781-20	1-1/4	31,5	1.96	50	5000	35,0	16-1/2	420	2.48	3,69	●
781-24	1-1/2	38	2.26	57	5000	35,0	20	500	3.22	4,79	●



# P35

Large-bore 2 inch size for high-pressure applications.

- Meets SAE 100R13, ISO 3862-1 Type R13 and EN 856 Type R13 specifications
- No-Skive design eliminates the need to remove the hose cover before crimping
- Approved with S6 Series fittings
- MSHA accepted cover



## P35 Hydraulic

SAE 100R13, J1942 / ISO 3862-1 TYPE R13 / EN856 TYPE R13 / USCG HF / DNV / ABS / BV

**Application:** Petroleum base hydraulic fluids and lubricating oils.  
**Inner Tube:** Synthetic rubber.  
**Reinforcement:** Four or six spiral steel wire.  
**Cover:** Synthetic rubber, MSHA accepted.  
**Temperature Range:** -40°F to +257°F (-40°C to +125°C).  
**Fittings:** S6 Series - pg. B-109.

# Part Number	Hose I.D.		Hose O.D.		Working Pressure		Minimum Bend Radius		Weight		Parkrimp S6 Series
	inch	mm	inch	mm	psi	MPa	inch	mm	lbs/ft	kg/m	
P35-32	2	51	2.80	71	5000	35,0	25	630	5.03	7,48	●

NOTE: P35-32 Hose must be crimped with S6 Series fittings.

- See Section C for Parkrimp Assembly Instructions.
- Temperature Range of other media listed in Section E.

# HYDRAULIC

# 782TC/ST



Robust construction with synthetic rubber inner tube providing wider fluid compatibility.

- Synthetic rubber inner tube for wide fluid compatibility
- 5000 psi constant working pressure in all sizes
- Meets SAE 100R13 specification

## 782TC Hydraulic – Tough Cover

SAE 100R13, J1942 / ISO 3862-1 TYPE R13 / EN856 TYPE R13 / USCG HF / DNV / ABS / BV



## 782ST Hydraulic – Super Tough Cover

SAE 100R13 / ISO 3862-1 TYPE R13 / EN856 TYPE R13



**Application:** Petroleum base hydraulic fluids and lubricating oils.  
**Inner Tube:** Synthetic rubber.  
**Reinforcement:** Four or six spiral steel wire.  
**Cover:** Synthetic rubber abrasion resistant, MSHA accepted.  
**Temperature Range:** -40°F to +257°F (-40°C to +125°C).  
**Fittings:** 78 Series - pg. B-108.

# Part Number	Hose I.D.		Hose O.D.		Working Pressure		Minimum Bend Radius		Weight		Parkrimp 78 Series
	inch	mm	inch	mm	psi	MPa	inch	mm	lbs/ft	kg/m	
782TC/ST-12	3/4	19	1.26	32	5000	35,0	9-1/2	240	1.07	1,59	●
782TC/ST-16	1	25	1.52	39	5000	35,0	12	300	1.48	2,20	●
782TC/ST-20	1-1/4	31,5	1.96	50	5000	35,0	16-1/2	420	2.48	3,69	●
782TC/ST-24	1-1/2	38	2.26	57	5000	35,0	20	500	3.22	4,79	●

- See Section C for Parkrimp Assembly Instructions.
- Temperature Range of other media listed in Section E.

**COMPACT SPIRAL™**


**797TC**



Compared with conventional spiral hose, Parker's Compact Spiral™ 797TC Hose offers measurably greater advantages in routing and installation, product size and weight, inventory savings and much more. A world's first, this development is the most significant advancement in hydraulic hose since the introduction of Parker's No-Skive™ technology more than 25 years ago.



- Half the bend radius of SAE spiral
- One-third less effort to bend
- Nearly 30% smaller O.D. by area than SAE spiral
- Twice the impulse/life – tested to 2,000,000 cycles
- Flex impulse tested
- Constant 6000 psi across all sizes
- Less hose weight than SAE spiral



**797TC**

**Hydraulic – Tough Cover**

SAE J1754, J1942 / ISO 18752-DC / USCG HF / DNV / ABS

**Application:** Petroleum base hydraulic fluids and lubricating oils.

**Inner Tube:** Proprietary synthetic rubber.

**Reinforcement:** Four spiral steel wire.


**Cover:** Synthetic rubber, MSHA accepted.

**Temperature Range:**  
-40°C to +125°C  
(-40°F to +257°F).

**Fittings:** 77 Series - pg. B-96.

# Part Number	Hose I.D.		Hose O.D.		Working Pressure		Minimum Bend Radius		Weight		Parkrimp 77 Series
	inch	mm	inch	mm	psi	MPa	inch	mm	lbs/ft	kg/m	
797TC-8	1/2	12,5	0.83	21,1	6000	42,0	4	100	0.45	0,67	●
797TC-10	5/8	16	0.94	23,9	6000	42,0	4-1/2	100	0.54	0,80	●
797TC-12	3/4	19	1.10	27,9	6000	42,0	5-1/4	135	0.78	1,16	●
797TC-16	1	25	1.40	35,7	6000	42,0	6-1/2	165	1.17	1,74	●
797TC-20	1-1/4	31,5	1.77	44,9	6000	42,0	8-3/4	225	1.95	2,89	●
797TC-24	1-1/2	38	2.08	52,8	6000	42,0	12	305	2.66	3,96	●
797TC-32	2	51	2.66	67,6	6000	42,0	15	380	4.37	6,50	●

- See Section C for Parkrimp Assembly Instructions.
- Temperature Range of other media listed in Section E.



**Strong like spiral.**  
Bends like braided.


Compact Spiral Hose has half the bend radius of its SAE counterpart and a significantly smaller bend radius than corresponding-size Parker conventional spiral hose.

In addition to maximum flexibility and excellent bendability, Parker Compact Hoses offer smaller outer diameters and abrasion resistant

cover choices. Such characteristics make them the hoses of choice for mobile hydraulic systems, agricultural machinery, forestry equipment, fork lifts, construction, machinery, injection molding, automotive, and the paper industry.



Less-bulky inner tube and outer wall construction result in up to one-third smaller Compact Spiral Hose O.D. area, enabling easier routing, hose and space savings.



A

# HYDRAULIC

## 791TC



Designed for up to 6000 psi high-impulse, high-duty cycle applications.

- One-half minimum bend radius
- 6000 psi constant working pressure in all sizes
- Exceeds SAE 100R15 specification

**Application:** Petroleum base hydraulic fluids and lubricating oils.

**Inner Tube:** Synthetic rubber.

**Reinforcement:** Four or six spiral steel wire.

**Cover:** Synthetic rubber abrasion resistant, MSHA accepted.

**Temperature Range:** -40°F to +257°F (-40°C to +125°C).

**Fittings:** 79 Series - pg. B-121.

### 791TC

#### Hydraulic – Extreme Tough Cover

SAE 100R15, J1942 / ISO 3862-1 TYPE R15 / USCG HF / DNV / ABS



# Part Number	Hose I.D.		Hose O.D.		Working Pressure		Minimum Bend Radius		Weight		Parkrimp 79 Series
	inch	mm	inch	mm	psi	MPa	inch	mm	lbs/ft	kg/m	
791TC-12	3/4	19	1.26	32	6000	42,0	8	200	1.07	1,59	●
791TC-16	1	25	1.52	39	6000	42,0	10	250	1.48	2,20	●
791TC-20	1-1/4	31,5	1.97	50	6000	42,0	10	250	2.48	3,69	●
791TC-24	1-1/2	38	2.28	58	6000	42,0	12	305	3.22	4,79	●



## 792TC/ST

Designed for up to 6000 psi high-impulse, high-duty cycle applications with a synthetic rubber inner tube providing wider fluid compatibility.

- One-half minimum bend radius
- 6000 psi constant working pressure in all sizes
- Exceeds SAE 100R15 specification

### 792TC

#### Hydraulic – Tough Cover

SAE 100R15, J1942 / ISO 3862-1 TYPE R15 / USCG HF / DNV / ABS



### 792ST

#### Hydraulic – Super Tough

SAE 100R15 / ISO 3862-1 TYPE R15



**Application:** Petroleum base hydraulic fluids and lubricating oils.

**Inner Tube:** Synthetic rubber.

**Reinforcement:** Four or six spiral steel wire.

**Cover:** Synthetic rubber abrasion resistant, MSHA accepted.

**Temperature Range:** -40°F to +257°F (-40°C to +125°C).

**Fittings:** 79 Series - pg. B-121.

# Part Number	Hose I.D.		Hose O.D.		Working Pressure		Minimum Bend Radius		Weight		Parkrimp 79 Series
	inch	mm	inch	mm	psi	MPa	inch	mm	lbs/ft	kg/m	
792TC/ST-12	3/4	19	1.26	32	6000	42,0	10-1/2	265	1.07	1,59	●
792TC/ST-16	1	25	1.52	39	6000	42,0	13	330	1.48	2,20	●

- See Section C for Parkrimp Assembly Instructions.
- Temperature Range of other media listed in Section E.



# HYDRAULIC

# 761



Designed to provide high pressure capability for the next generation of high-pressure pumps

- 8000 psi constant working pressure in all sizes

**Application:** Petroleum base hydraulic fluids and lubricating oils.  
**Inner Tube:** Synthetic rubber.  
**Reinforcement:** Six spiral steel wire.  
**Cover:** Synthetic rubber, MSHA accepted.  
**Temperature Range:** -40°F to +257°F (-40°C to +125°C).  
**Fittings:** 76 Series - pg. B-94.

## 761 Hydraulic – ParMax



# Part Number	Hose I.D.		Hose O.D.		Working Pressure		Minimum Bend Radius		Weight		Parkrimp 76 Series
	inch	mm	inch	mm	psi	MPa	inch	mm	lbs/ft	kg/m	
761-12	3/4	19	1.37	34,8	8000	56,0	10-1/2	260	1.56	2.32	●
761-16	1	25	1.65	41,9	8000	56,0	13	330	2.02	3.00	●



# JK – Jack Hose

Parker Jack Hose should be your choice for use on hydraulically powered jacking equipment. From its engineered inner tube, and twin braids of high-tensile steel reinforcement, to its durable outer cover, our hydraulic Jack Hose has been designed for high performance, easily supporting the rigors of high tonnage hydraulic jack applications. Jack Hose comes with the added benefits of the world's largest distributor network and Parker's unequalled technical services.

- 10,500 max working pressure
- Engineered inner tube provides exceptional hydraulic fluid compatibility
- No-Skive design eliminates the need to remove hose cover before crimping

**Application:** Petroleum base hydraulic fluids and lubricating oils.  
**Inner Tube:** Synthetic rubber  
**Reinforcement:** Two braids steel wire  
**Cover:** Synthetic rubber, MSHA accepted  
**Temperature Range:** -40°F to +120°F (-40°C to +49°C)  
**Fittings:** 10143-4-4, 10143-4-6, 10143-6-4, 10143-6-6 pg. B-29.

## JK Hydraulic – Jack Hose



SAE 100R2 AT / ISO 1436-1 TYPE 2SN / EN 853 TYPE 2SN / 1J100,NFPA 1936

# Part Number	Hose I.D.		Hose O.D.		Working Pressure		Minimum Bend Radius		Weight		Parkrimp 43 Series
	inch	mm	inch	mm	psi	MPa	inch	mm	lbs/ft	kg/m	
JK-4	1/4	6,3	0.59	15	10500	72,4	4	100	0.26	0,39	●
JK-6	3/8	10	0.75	22	10000	70	5	125	0.37	0,55	●

**NOTE: THIS PRODUCT CAN ONLY BE ASSEMBLED BY CERTIFIED DISTRIBUTORS OR CUSTOMERS ACCORDING TO THE METHODS PRESCRIBED IN BULLETIN 4480-T18-US. JK HOSE HAS A 2:1 DESIGN FACTOR.**

- See Section C for Parkrimp Assembly Instructions.
- Temperature Range of other media listed in Section E.

HYDRAULIC

422



Parker's worldwide hose line is designed to accommodate global customer requirements. Manufactured to strict international specifications, 422 hose offers customers consistency of performance combined with improved availability anywhere in the world.

- One-wire braid hose design manufactured to international specifications (ISO 1436-1 Type 1SN)
- Increased working pressures for improved reliability and expanded applications versus standard SAE 100R1
- Synthetic rubber inner tube for greater fluid compatibility and bio-oil resistance
- EN853 Type 1SN



422 Hydraulic Worldwide

ISO 1436-1 TYPE 1SN/SAE 100R1 TYPE AT, J1942 / EN 853 TYPE 1SN / USCG HF / DNV / ABS

**Application:** Petroleum base hydraulic fluids and lubricating oils.  
**Inner Tube:** Synthetic rubber.  
**Reinforcement:** One braid steel wire.  
**Cover:** Synthetic rubber.  
**Temperature Range:** -40°F to +212°F (-40°C to +100°C).  
**Fittings:** 43 Series - pg. B-27.  
 42 Series - pg. B-173.

# Part Number	Hose I.D.		Hose O.D.		Working Pressure		Minimum Bend Radius		Weight		Vacuum Rating		Field Attachable	
	inch	mm	inch	mm	psi	MPa	inch	mm	lbs/ft	kg/m	of Hg	kPa	43 Series	42 Series
422-4	1/4	6,3	0.53	13	3250	22,5	4	100	0.16	0,24	24	81	•	•
422-5	5/16	6,3	0.59	15	3125	21,5	4-1/2	115	0.18	0,27	24	81	•	•
422-6	3/8	10	0.68	17	2600	18,0	5	130	0.23	0,34	24	81	•	•
422-8	1/2	12,5	0.81	21	2325	16,0	7	180	0.29	0,43	24	81	•	•
422-10	5/8	16	0.94	24	1875	13,0	8	200	0.33	0,49	24	81	•	•
422-12	3/4	19	1.09	28	1525	10,5	9-1/2	240	0.42	0,63	24	81	•	•
422-16	1	25	1.41	36	1275	8,8	12	300	0.63	0,94	24	81	•	•
422-20	1-1/4	31,5	1.79	45	900	6,3	16-1/2	420	0.8	1,19	18	61	•	•
422-24	1-1/2	38	2	51	725	5,0	20	500	1	1,49	18	61	•	•
422-32	2	51	2.54	64	575	4,0	25	630	1.5	2,24	18	61	•	•

- Field Attachable Assembly Instructions are in Section B with each Fittings Series.
- See Section C for Parkrimp Assembly Instructions.
- Temperature Range of other media listed in Section E.

HYDRAULIC

# 482TC/ST



Synthetic rubber inner tube provides wide fluid compatibility.

- 1/2 minimum bend radius for ease of routing
- Meets SAE 100R1 specification



## 482TC Hydraulic – Tough Cover

SAE 100R1 TYPE AT, J1942 / ISO 1436-1 TYPE 1SN / EN853 TYPE 1SN / USCG H



## 482ST Hydraulic – Super Tough Cover

SAE 100R1 TYPE AT / ISO 1436-1 TYPE 1SN / EN853 TYPE 1SN



**Application:** Petroleum base hydraulic fluids and lubricating oils.  
**Inner Tube:** Synthetic rubber.  
**Reinforcement:** One braided steel wire.  
**Cover:** Synthetic rubber abrasion resistant, MSHA accepted.  
**Temperature Range:** -40°F to +212°F (-40°C to +100°C).  
**Fittings:** 43 Series - pg. B-27.  
 42 Series - pg. B-173.

# Part Number	Hose I.D.		Hose O.D.		Working Pressure		Minimum Bend Radius		Weight		Parkrimp	Field Attachable
	inch	mm	inch	mm	psi	MPa	inch	mm	lbs/ft	kg/m	43 Series	42 Series
482TC/ST-4	1/4	6,3	0.53	14	3250	22,7	2	50	0.16	0,24	•	•
482TC-5	5/16	8	0.59	15	3250	22,7	2-1/4	55	0.18	0,27	•	•
482TC/ST-6	3/8	10	0.69	17	3000	21,0	2-1/2	65	0.23	0,34	•	•
482TC/ST-8	1/2	12,5	0.82	21	2500	17,5	3-1/2	90	0.29	0,43	•	•
482TC/ST-10	5/8	16	0.94	24	2000	14,0	4	100	0.33	0,49	•	•
482TC/ST-12	3/4	19	1.09	28	1750	12,2	4-3/4	120	0.42	0,63	•	•
482TC/ST-16	1	25	1.41	36	1275	8,8	6	150	0.63	0,94	•	•

- Field Attachable Assembly Instructions are in Section B with each Fittings Series.
- See Section C for Parkrimp Assembly Instructions.
- Temperature Range of other media listed in Section E.

HYDRAULIC

426



Designed for high-temperature applications that can handle temperatures up to 302° F.

- Engine compartment applications
- Meets SAE 100R1 specification
- Distinctive blue cover indicates high temperature rating
- Temperature up to 302° F

426

Hydraulic – High-Temperature

SAE 100R1 TYPE AT, J1942 / USCG HF / ABS



**Application:** Petroleum base hydraulic fluids and lubricating oils.

**Inner Tube:** PKR®.

**Reinforcement:** One braid steel wire.

**Cover:** PKR® rubber, blue, MSHA accepted

**Temperature Range:** -50°F to +302°F (-46°C to +150°C).

**Fittings:** 43 Series - pg. B-27.

# Part Number	Hose I.D.		Hose O.D.		Working Pressure		Minimum Bend Radius		Weight		Parkrimp 43 Series
	inch	mm	inch	mm	psi	MPa	inch	mm	lbs/ft	kg/m	
426-4	1/4	6,3	0.53	13	2750	19,2	4	100	0.16	0,24	●
426-6	3/8	10	0.68	17	2250	15,7	5	125	0.23	0,34	●
426-8	1/2	12,5	0.81	21	2000	14,0	7	180	0.29	0,43	●
426-10	5/8	16	0.94	24	1500	10,5	8	200	0.33	0,49	●
426-12	3/4	19	1.09	28	1250	8,7	9-1/2	240	0.44	0,65	●
426-16	1	25	1.40	36	1000	7,0	12	300	0.66	0,98	●
426-20	1-1/4	31,5	1.79	45	625	4,3	16-1/2	420	0.94	1,40	●
426-24	1-1/2	38	2.00	51	500	3,5	20	500	0.98	1,46	●
426-32	2	51	2.54	64	375	2,6	25	630	1.46	2,18	●

- See Section C for Parkrimp Assembly Instructions.
- Temperature Range of other media listed in Section E.

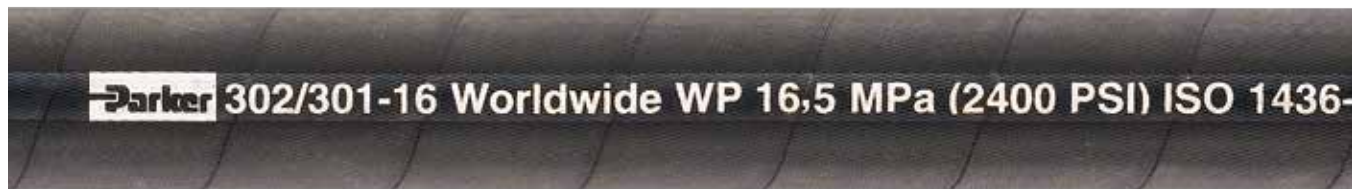
HYDRAULIC

302



Parker's 302 hose, a universal two-wire construction hose designed to accommodate global customer requirements, is manufactured to strict international quality specifications. Parker's 302 offers customers consistency of performance combined with continuous availability anywhere in the world. It offers a high working pressure, long service life and a wide fluid compatibility.

- Universal two-wire hose design manufactured to international specifications (ISO 1436-1 Type 2SN)
- Increased working pressures for improved reliability and expanded applications
- Synthetic rubber inner tube for greater fluid compatibility and bio-oil resistance



302

Hydraulic Worldwide

ISO 1436-1 TYPE 2SN / SAE 100R2 TYPE AT, J1942 / EN 853 TYPE 2SN / USCG HF / DNV / ABS / BV



**Application:** Petroleum base hydraulic fluids and lubricating oils.  
**Inner Tube:** Synthetic rubber.  
**Reinforcement:** Two braids steel wire.  
**Cover:** Synthetic rubber.  
**Temperature Range:** -40°F to +212°F (-40°C to +100°C).  
**Fittings:** 43 Series - pg. B-27.  
 30 Series - pg. B-167.

# Part Number	Hose ID		Hose O.D.		Working Pressure		Minimum Bend Radius		Weight		Parkrimp 43 Series	Field Attachable 30 Series
	inch	mm	inch	mm	psi	Mpa	inch	mm	lbs/ft	kg/m		
302-4	1/4	6,3	0.59	15,0	5800	40	4	100	0.26	0,39	•	•
302-5	5/16	8	0.65	16,6	5000	35	4-1/2	115	0.28	0,42	•	•
302-6	3/8	10	0.75	19,0	4750	33	5	130	0.37	0,55	•	•
302-8	1/2	12,5	0.88	22,3	4000	28	7	180	0.45	0,67	•	•
302-10	5/8	16	1.00	25,5	3600	25	8	200	0.52	0,77	•	•
302-12	3/4	19	1.16	29,4	3100	21,5	9-1/2	240	0.67	1,00	•	•
302-16	1	25	1.50	38,1	2400	16,5	12	300	1.00	1,49	•	•
302-20	1-1/4	31,5	1.86	47,1	1800	12,5	16-1/2	420	1.16	1,73	•	•
302-24	1-1/2	38	2.14	54,5	1300	9	20	500	1.44	2,14	•	•
302-32	2	51	2.64	67,2	1150	8	25	630	1.99	2,96	•	•

- Field Attachable Assembly Instructions are in Section B with each Fittings Series.
- See Section C for Parkrimp Assembly Instructions.
- Temperature Range of other media listed in Section E.

HYDRAULIC

431



For applications with tighter routing requirements and needing a reduced bend radius, 431 features a compact construction and 1/2 minimum bend radius.

- Features a smaller O.D. for tighter routing
- Compact construction
- Half the minimum bend radius

**431**  
Hydraulic  
SAE J1942 / USCG H



**Application:** Petroleum base hydraulic fluids and lubricating oils.  
**Inner Tube:** Synthetic rubber.  
**Reinforcement:** Two braids steel wire.  
**Cover:** Synthetic rubber, MSHA accepted.  
**Temperature Range:** -40°F to +257°F (-40°C to +125°C).  
**Fittings:** 43 Series - pg. B-27.  
 42 Series - pg. B-173.

# Part Number	Hose I.D.		Hose O.D.		Working Pressure		Minimum Bend Radius		Weight		Parkrimp 43 Series	Field Attachable 42 Series
	inch	mm	inch	mm	psi	MPa	inch	mm	lbs/ft	kg/m		
431-4	1/4	6,3	0.53	13	5000	34,5	2	50	0.18	0,27	•	
431-5	5/16	8	0.59	15	4250	29,3	2-1/4	55	0.24	0,36	•	•
431-6	3/8	10	0.68	17	4000	27,5	2-1/2	65	0.28	0,42	•	•
431-8	1/2	12,5	0.81	21	3500	24	3-1/2	90	0.34	0,51	•	•
431-10	5/8	16	0.94	24	2750	19	4	100	0.44	0,66	•	•
431-12	3/4	19	1.09	28	2250	15,5	4-3/4	120	0.54	0,80	•	•
431-16	1	25	1.41	36	2000	13,8	6	150	0.82	1,22	•	•

- Field Attachable Assembly Instructions are in Section B with each Fittings Series.
- See Section C for Parkrimp Assembly Instructions.
- Temperature Range of other media listed in Section E.

# HYDRAULIC

# 436



With one-half the minimum SAE bend radius and a smaller hose O.D., 436 hose has the flexibility to work in almost any application – including tight spots. Engineered to withstand high pressure within a wide range of working temperatures, Parker 436 is not only versatile, but dependable over a long hose life. For quality, service and value, there’s simply no match.

- Compact construction provides easier routing
- Temperatures up to 302° F
- Distinctive blue cover indicates high temperature capability
- Reduced bend radius and excellent flexibility
- 2-wire braided reinforcement with smaller construction
- Meets SAE 100R16 / ISO 11237 Type R16 specifications

## 436 Hydraulic – Compact High Temperature SAE 100R16 / ISO 11237 TYPE R16



**Application:** Petroleum base hydraulic fluids and lubricating oils.

**Inner Tube:** PKR®

**Reinforcement:** Two braids steel wire.

**Cover:** PKR rubber, blue, MSHA accepted.

**Temperature Range:** -55°F to +302°F (-48°C to +150°C).

**Fittings:** 43 Series - pg. B-27.  
42 Series - pg. B-173.

# Part Number	Hose I.D.		Hose O.D.		Working Pressure		Minimum Bend Radius		Weight		Parkrimp 43 Series	Field Attachable 42 Series
	inch	mm	inch	mm	psi	MPa	inch	mm	lbs/ft	kg/m		
436-6	3/8	10	0.68	17	4000	27,5	2-1/2	65	0.28	0,42	•	•
436-8	1/2	12,5	0.81	21	3500	24	3-1/2	90	0.34	0,51	•	•
436-10	5/8	16	0.94	24	2750	19	4	100	0.44	0,66	•	•
436-12	3/4	19	1.09	28	2250	15,5	4-3/4	120	0.54	0,80	•	•
436-16	1	25	1.41	36	2000	13,8	6	150	0.82	1,22	•	•

- Field Attachable Assembly Instructions are in Section B with each Fittings Series.
- See Section C for Parkrimp Assembly Instructions.
- Temperature Range of other media listed in Section E.

HYDRAULIC

471TC/ST



2-wire braided compact construction.

- Smaller O.D. for ease of installation
- Approved with 43 Series fittings
- Provides 1/2 minimum bend radius



**471TC**  
Hydraulic – Tough Cover

J1942 / ISO 11237-1 TYPE 2SC / EN 857 TYPE 2SC / USCG HF / DNV / ABS / BV



**471ST**  
Hydraulic – Super Tough Cover

ISO 11237-1 TYPE 2SC / EN 857 TYPE 2SC



**Application:** Petroleum base hydraulic fluids and lubricating oils.

**Inner Tube:** Synthetic rubber.

**Reinforcement:** Two braids steel wire.

**Cover:** Synthetic rubber abrasion resistant, MSHA accepted.

**Temperature Range:** -40°F to +212°F (-40°C to +100°C).

**Fittings:** 43 Series - pg. B-27.

# Part Number	Hose I.D.		Hose O.D.		Working Pressure		Minimum Bend Radius		Weight		Vacuum Rating		Parkrimp 43 Series
	inch	mm	inch	mm	psi	MPa	inch	mm	lbs/ft	kg/m	inches of Hg	kPa	
471TC/ST-4	1/4	6,3	0.51	13	5800	40,0	2	50	0.20	0,30	28	95	●
471TC/ST-6	3/8	10	0.68	17	5000	35,0	2-1/2	65	0.28	0,42	28	95	●
471TC/ST-8	1/2	12,5	0.80	20	4250	29,7	3-1/2	90	0.35	0,52	28	95	●
471TC/ST-10	5/8	16	0.94	24	3625	25,0	4	100	0.44	0,66	28	95	●
471TC/ST-12	3/4	19	1.09	28	3125	21,5	4-3/4	120	0.58	0,86	24	80	●
471TC/ST-16	1	25	1.40	35	2500	17,5	6	150	0.79	1,17	24	80	●


For larger sizes see 472TC.

- See Section C for Parkrimp Assembly Instructions.
- Temperature Range of other media listed in Section E.



# HYDRAULIC

## 471TC Twin Tough



Twin Tough hoses eliminate the labor and material costs required to manually bundle two separate hoses using tie straps or plastic sleeves. Plus, Parker's Twin Tough saves valuable time in the field.

- 5000 psi constant working pressure in -6-6 and 4000 psi in -8-8
- Two-wire braided construction
- Abrasion-resistant TC cover



**Application:** Petroleum base hydraulic fluids and lubricating oils.

**Inner Tube:** Synthetic rubber.

**Reinforcement:** Two braids steel wire.

**Cover:** Synthetic rubber abrasion resistant, MSHA accepted.

**Temperature Range:** -40°F to +212°F (-40°C to +100°C).

**Fittings:** 43 Series - pg. B-27.

### 471TC

#### Hydraulic – Twin Tough Cover

J1942 / ISO 11237-1 TYPE 2SC / EN 857 TYPE 2SC / USCG HF / DNV / ABS / BV

# Part Number	Hose I.D.		Hose O.D.		Working Pressure		Minimum Bend Radius		Weight		Parkrimp 43 Series
	inch	mm	inch	mm	psi	MPa	inch	mm	lbs/ft	kg/m	
471TC-6-6	3/8	10	0.68	17	5000	35,0	2-1/2	65	0.56	0,84	•
471TC-8-8	1/2	12,5	0.80	20	4250	29,7	3-1/2	90	0.70	1,04	•

For assembly instructions see page C-18.



## 472TC

Large sizes offered for bigger jobs.

- Synthetic rubber inner tube provides wide fluid compatibility
- Available in larger sizes: -20, -24, -32
- 2-wire braided construction



**Application:** Petroleum base hydraulic fluids and lubricating oils.

**Inner Tube:** Synthetic rubber.

**Reinforcement:** Two braids steel wire.

**Cover:** Synthetic rubber abrasion resistant, MSHA accepted.

**Temperature Range:** -40°F to +212°F (-40°C to +100°C).

**Fittings:** 43 Series - pg. B-27.

### 472TC

#### Hydraulic – Tough Cover

SAE J1942-1 USCG HF Type B / DNV / ABS

# Part Number	Hose I.D.		Hose O.D.		Working Pressure		Minimum Bend Radius		Weight		Parkrimp 43 Series
	inch	mm	inch	mm	psi	MPa	inch	mm	lbs/ft	kg/m	
472TC-20	1-1/4	31,5	1.79	45	2250	15,7	8-1/4	210	1.34	2,01	•
472TC-24	1-1/2	38	2.01	51	1800	12,5	10	250	1.44	2,16	•
472TC-32	2	51	2.54	65	1300	9,0	12-1/2	315	1.93	2,90	•

- See Section C for Parkrimp Assembly Instructions.
- Temperature Range of other media listed in Section E.

# HYDRAULIC

## AX



Designed for many markets and applications requiring a one-wire braided hose.

- 1-wire braided construction
- Approved with HY Series fittings

### AX Hydraulic SAE J1942 / USCG H



**Application:** Petroleum base hydraulic fluids and lubricating oils.  
**Inner Tube:** Synthetic Rubber.  
**Reinforcement:** One braid steel wire.  
**Cover:** Synthetic rubber, MSHA accepted.  
**Temperature Range:** -40°F to +212°F (-40°C to +100°C).  
**Fittings:** HY Series - pg. B-126.

# Part Number	Hose I.D.		Hose O.D.		Working Pressure		Minimum Bend Radius		Weight		Parkrimp HY Series
	inch	mm	inch	mm	psi	MPa	inch	mm	lbs/ft	kg/m	
AX04	1/4	6,3	0.50	13	3000	21	2	50	0.15	0,22	●
AX06	3/8	10	0.62	16	3000	21	2-1/2	65	0.19	0,28	●
AX08	1/2	12,5	0.75	19	2500	17,5	3-1/2	90	0.24	0,36	●
AX10	5/8	16	0.88	22	1500	10,5	4	100	0.29	0,43	●
AX12	3/4	19	1.01	26	1250	8,7	4-3/4	120	0.34	0,51	●
AX16	1	25	1.29	33	1000	7	6	150	0.48	0,72	●



## BXX

Designed as a 2-wire braided option for selected pressure/temperature ranges, up to 5000 psi.

- Designed as a cost competitive option for applications not requiring industry standard specifications
- 2-wire braided construction
- Approved with HY Series fittings

### BXX Hydraulic SAE J1942 / USCG H



**Application:** Petroleum base hydraulic fluids and lubricating oils.  
**Inner Tube:** Synthetic rubber.  
**Reinforcement:** Two braids steel wire.  
**Cover:** Synthetic rubber, MSHA accepted.  
**Temperature Range:** -40°F to +212°F (-40°C to +100°C).  
**Fittings:** HY Series - pg. B-126.

# Part Number	Hose I.D.		Hose O.D.		Working Pressure		Minimum Bend Radius		Weight		Parkrimp HY Series
	inch	mm	inch	mm	psi	MPa	inch	mm	lbs/ft	kg/m	
BXX04	1/4	6,3	0.59	15	5000	35	4	100	0.27	0,40	●
BXX06	3/8	10	0.74	19	4000	28	5	125	0.38	0,57	●
BXX08	1/2	12,5	0.87	22	3500	24,5	7	180	0.46	0,69	●
BXX10	5/8	16	1.00	25	2750	19,2	8	200	0.55	0,82	●
BXX12	3/4	19	1.15	29	2250	15,7	9-1/2	240	0.65	0,97	●
BXX16	1	25	1.49	38	2000	14	12	305	0.98	1,46	●

- See Section C for Parkrimp Assembly Instructions.
- Temperature Range of other media listed in Section E.

# HYDRAULIC

# 701, 731



4-wire spiral construction meeting European EN 456 4SP or 4SH standard.

- These two hoses pair together to provide a wide range of sizes for applications that need to meet European specifications

**Application:** Petroleum base hydraulic fluids and lubricating oils.  
**Inner Tube:** Synthetic rubber.  
**Reinforcement:** Four spiral steel wire.  
**Cover:** Synthetic rubber.  
**Temperature Range:** -40°F to +212°F (-40°C to +100°C).  
**Fittings:** 70 Series - pg. B-61.

## 701 Hydraulic



SAE J1942 / ISO 3862-1 TYPE 4SP / EN 856 TYPE 4SP / USCG H, HF / ABS

# Part Number	Hose I.D.		Hose O.D.		Working Pressure		Minimum Bend Radius		Weight		Parkrimp 70 Series
	inch	mm	inch	mm	psi	MPa	inch	mm	lbs/ft	kg/m	
701-6	3/8	10	0.84	21	6500	45,0	7	180	0.52	0,78	●
701-8	1/2	12,5	0.97	25	6000	41,5	9	230	0.62	0,93	●
701-10	5/8	16	1.11	28	5000	35,0	10	250	0.77	1,15	●

## 731 Hydraulic



SAE J1942 / ISO 3862-1 TYPE 4SH / EN 856 TYPE 4SH / USCG HF / DVN / ABS

**Application:** Petroleum base hydraulic fluids and lubricating oils.  
**Inner Tube:** Synthetic rubber.  
**Reinforcement:** Four spiral steel wire.  
**Cover:** Synthetic rubber.  
**Temperature Range:** -40°F to +212°F (-40°C to +100°C).  
**Fittings:** 73 Series - pg. B-85.

# Part Number	Hose I.D.		Hose O.D.		Working Pressure		Minimum Bend Radius		Weight		Parkrimp 73 Series
	inch	mm	inch	mm	psi	MPa	inch	mm	lbs/ft	kg/m	
731-12	3/4	19	1.27	32	6000	42,0	11	280	1.16	1,72	●
731-16	1	25	1.52	39	5500	38,0	13-1/2	340	1.44	2,14	●
731-20	1-1/4	31,5	1.79	45	4700	32,5	18	460	1.99	2,96	●
731-24	1-1/2	38	2.10	53	4200	29,0	22	560	2.15	3,20	●
731-32	2	51	2.68	68	3600	25,0	27	700	3.56	5,30	●

- See Section C for Parkrimp Assembly Instructions.
- Temperature Range of other media listed in Section E.

# SUCTION & RETURN 811, 811HT, 881 Suction Line



These hoses combine to meet a wide range of suction and return application requirements.

- Up to one-half the SAE minimum bend radius for standard and high-temperature applications
- Meets or exceeds SAE 100R4 requirements
- Compatible with Parkrimp or field attachable fittings
- High-visibility layline
- Suitable for vacuum applications from 25 to 28 in/Hg
- Oil- and weather-resistant synthetic rubber cover
- High-temperature range for petroleum-based hydraulic fluids of -40° F to +257° F for 811

## 811 Suction and Return Line 1/2 SAE Minimum Bend Radius SAE 100R4, J1942 / USCG HF



# Part Number	Hose I.D.		Hose O.D.		Working Pressure				Minimum Bend Radius		Weight		Vacuum Rating		Parkrimp	Field Attachable
	inch	mm	inch	mm	81/88DB		88HC		inch	mm	lbs/ft	kg/m	inches of Hg	kPa	81 Series	88 Series w/HC or DB
					psi	MPa	psi	MPa								
811-12	3/4	19,0	1.18	30,0	300	2,1	100	0,7	2-1/2	64	0.42	0,63	25	84	•	•
811-16	1	25,4	1.50	38,0	250	1,7	70	0,5	3	76	0.65	0,96	25	84	•	•
811-20	1-1/4	31,8	1.77	45,0	200	1,4	50	0,3	4	102	0.82	1,22	25	84	•	•
811-24	1-1/2	38,1	2.05	52,0	150	1	50	0,3	5	127	1.04	1,55	25	84	•	•
811-32	2	50,8	2.50	63,6	100	0,7	50	0,3	6	152	1.26	1,87	25	84	•	•
811-40	2-1/2	63,5	3.00	76,2	62	0,4	62	0,4	7	178	1.64	2,45	25	84	•	•

**Application:** Petroleum base hydraulic fluids and lubricating oils.  
**Inner Tube:** Synthetic rubber.  
**Reinforcement:** Multiple layers of fiber spiral and one helical wire.  
**Cover:** Synthetic rubber.  
**Temperature Range:** -40°F to +212°F (-40°C to +100°C).  
**Fittings:** 81 Series - pg. B-197.  
 88 Series - pg. B-197.

- Field Attachable Assembly Instructions are in Section B with each Fittings Series.
- See Section C for Parkrimp Assembly Instructions.
- Temperature Range of other media listed in Section E.

## 811HT

### Suction and Return Line – High-Temperature

#### 1/2 SAE Minimum Bend Radius

SAE 100R4, J1942 / USCG HF



# Part Number	Hose I.D.		Hose O.D.		Working Pressure				Minimum Bend Radius		Weight		Vacuum Rating		Parkrimp	Field Attachable
	inch	mm	inch	mm	81/88DB		88HC		inch	mm	lbs/ft	kg/m	inches of Hg		81 Series	88 Series w/HC or DB
					psi	MPa	psi	MPa					kPa	kPa		
811HT-12	3/4	19,0	1.18	30,0	300	2,1	100	0,7	2-1/2	64	0.42	0,63	28	95	●	●
811HT-16	1	25,4	1.50	38,0	250	1,7	70	0,5	3	76	0.65	0,96	28	95	●	●
811HT-20	1-1/4	31,8	1.77	45,0	200	1,4	50	0,3	4	102	0.82	1,22	28	95	●	●
811HT-24	1-1/2	38,1	2.05	52,0	150	1	50	0,3	5	127	1.04	1,55	28	95	●	●
811HT-32	2	50,8	2.50	63,6	100	0,7	50	0,3	6	152	1.26	1,87	28	95	●	●
811HT-40	2-1/2	63,5	3,00	76,2	62	0,4	62	0,4	7	178	1.82	2,71	28	95	●	●

**Application:** Petroleum base hydraulic fluids and lubricating oils.  
**Inner Tube:** Synthetic rubber.  
**Reinforcement:** Multiple layers of fiber spiral and one helical wire.  
**Cover:** Synthetic rubber, MSHA accepted.  
**Temperature Range:** -50°F to +257°F (-46°C to +125°C).  
**Fittings:** 81 Series - pg. B-197.  
 88 Series - pg. B-197.

## 881

### Suction and Return Line

SAE 100R4, J1942 / USCG H, HF



# Part Number	Hose I.D.		Hose O.D.		Working Pressure				Minimum Bend Radius		Weight		Vacuum Rating		Parkrimp	Field Attachable
	inch	mm	inch	mm	43/81/88DB		88HC		inch	mm	lbs/ft	kg/m	inches of Hg		43/81 Series	88 Series w/HC or DB
					psi	MPa	psi	Mpa					kPa	kPa		
881-12	3/4	19,0	1.20	30,6	300	2,1	100	0,7	5	127	0.50	0,74	28	95	●	●
881-16	1	25,4	1.49	37,9	250	1,7	70	0,5	6	152	0.60	0,89	28	95	●	●
881-20	1-1/4	31,8	1.78	45,3	200	1,4	50	0,3	8	203	0.89	1,32	28	95	●	●
881-24	1-1/2	38,1	2.06	52,4	150	1	50	0,3	10	254	1.11	1,65	28	95	●	●
881-32	2	50,8	2.48	63,1	100	0,7	50	0,3	12	305	1.27	1,89	28	95	●	●
881-40	2-1/2	63,5	3.00	76,2	62	0,4	62	0,4	14	356	1.82	2,71	28	95	●	●

**Application:** Petroleum base hydraulic fluids and lubricating oils.  
**Inner Tube:** Synthetic rubber.  
**Reinforcement:** Multiple layers of fiber braid and one helical wire.  
**Cover:** Synthetic rubber, MSHA accepted.  
**Temperature Range:** -40°F to +257°F (-40°C to +125°C).  
**Fittings:** 43 Series - pg. B-27.  
 81 Series - pg. B-197.  
 88 Series - pg. B-197.

- Field Attachable Assembly Instructions are in Section B with each Fittings Series.
- See Section C for Parkrimp Assembly Instructions.
- Temperature Range of other media listed in Section E.

**PUSH-LOK®**

# 801 Multipurpose



Parker's Push-Lok Plus multipurpose hose line features the widest fluid compatibility, application range and size range in the industry. It also incorporates the highest working pressure in all sizes, making it the most versatile general-purpose hose available. The Push-Lok system is easy to use. No clamps or special tools are required during installation. And with Parker's exclusive color-code system, you can inventory, maintain and identify your hose needs easily and efficiently. The industry's most complete line of low-pressure 801, 804 hose and fittings, Push-Lok offers the range and versatility to meet all your instrumentation needs.

- Easy assembly and organization with Parker's exclusive color-code system
- Push-Lok assemblies can be made in seconds, saving valuable time and cost
- The unique seal of Push-Lok ensures reliable, durable, leak-free service



**Application:** Pneumatic, petroleum base hydraulic fluid, lubricating oils and antifreeze solutions.

Diesel fuel - approved only when coupled with HY Series fittings.

**Inner Tube:** Synthetic rubber.

**Reinforcement:** One fiber braid.

**Cover:** Synthetic rubber, MSHA accepted

**Temperature Range:**

**Air:** +158°F (+70°C)

**Water:** +185°F (+85°C)

**Oil:** -40°F to 257°F (-40°C to +125°C).

**Fittings:** 82 Series - pg. B-180.  
HY Series - pg. B-126.

## 801 – Push-Lok Plus® Multipurpose

Available Cover Colors:



# Part Number	Hose I.D.		Hose O.D.		Working Pressure		Minimum Bend Radius		Weight		Vacuum Rating		Parkrimp	Field Attachable
	inch	mm	inch	mm	psi	MPa	inch	mm	lbs/ft	kg/m	of Hg	kPa	HY Series	82 Series
801-4	1/4	6,3	0.50	12,7	350	2,4	2-1/2	65	0.09	0,13	28	95	•	•
801-6	3/8	10	0.63	15,9	350	2,4	3	75	0.11	0,16	28	95	•	•
801-8	1/2	12,5	0.78	19,8	300	2,1	5	125	0.18	0,27	28	95	•	•
801-10	5/8	16	0.91	23,0	300	2,1	6	150	0.19	0,28	15	51	•	•
801-12	3/4	19	1.03	26,2	300	2,1	7	180	0.24	0,36	15	51	•	•
801-16	1	25	1.28	32,6	200	1,4	10	250	0.37	0,55	15	51	•	•

- Field Attachable Assembly Instructions are in Section B with each Fittings Series.
- Push-Lok is not recommended for any fuel, refrigerant, or for use in air conditioners and heat pump applications.
- Push-Lok is not recommended for applications where extreme pulsation is encountered.
- See Section B for Assembly Instructions.
- Temperature Range of other media listed in Section E.



A

**Push-Lok Plus 801** hose provides the quick and easy assembly/disassembly advantage and the fullest range of color-coding to benefit your operations. It's now approved with both 82 Series push on and HY Series crimp fittings.

**Push-Lok Plus 804** hose features quick and easy assembly and provides an EPDM inner-tube for hot water, dry air and phosphate ester fluids. Not to be used in applications with lubricated air or media that is oil based.

**Push-Lok 821** is a higher-pressure multipurpose hose that is widely used for shop air systems and general industrial and maintenance

applications. Approved with 82 Series fittings, it's also available with a fire-resistant (FR) cover for use near welding operations.

**Push-Lok Plus 836** delivers high-temperature up to 302° F, heat-resistant performance and higher working pressures than 821, along with the same HY and 82 Series fittings compatibility.

**The color-coded advantages**

In applications where a number of hose lines carry different media, Push-Lok colors reduce timely "tracing" of lines, preventing disconnection of the wrong line and unnecessary, costly downtime.


Using color-coded Push-Lok hose is an excellent way to:

- Enhance product appearance
- Improve inventory control
- Identify industrial drop lines



Inner liner is an extruded, synthetic rubber, making it resistant to petroleum-based oil, air and water.

Barbed Push-Lok fitting seals tightly, securely.



Fiber braid reinforcement layer is impregnated with synthetic rubber for added durability.

High-quality elastomer cover – lively feel, excellent flexibility and resistance to abrasion.

**PUSH-LOK®**

**836, 804 Multipurpose**

**Application:** Pneumatic, petroleum base hydraulic fluid, lubricating oils, diesel fuels and antifreeze solutions.

**Inner Tube:** PKR®.

**Reinforcement:** One fiber braid.

**Cover:** Blue neoprene or PKR, MSHA accepted.

**Temperature Range:**  
**Air:** +212°F (+100°C)  
**Water:** +185°F (+85°C)  
**Oil:** -55°F to +302°F (-48°C to +150°C).

**Diesel fuels:** -40°C to 150°C (-40°F to 302°F) with HY crimps only

**836 – Push-Lok Plus®**  
**Multipurpose – High-Temperature**  
 Available Cover Colors: **BLU**



# Part Number	Hose I.D.		Hose O.D.		Working Pressure		Minimum Bend Radius		Weight		Vacuum Rating		Parkrimp	Field Attachable
	inch	mm	inch	mm	psi	MPa	inch	mm	lbs/ft	kg/m	of Hg	kPa	HY Series	82 Series
836-4	1/4	6,3	0.50	12,7	400	2,8	2-1/2	65	0.09	0,13	28	95	●	●
836-6	3/8	10	0.63	15,9	400	2,8	3	75	0.11	0,16	28	95	●	●
836-8	1/2	12,5	0.78	19,8	400	2,8	4	100	0.18	0,27	28	95	●	●
836-10	5/8	16	0.91	23,0	350	2,4	5	125	0.19	0,28	18	61	●	●
836-12	3/4	19	1.03	26,2	300	2,1	6	150	0.24	0,36	18	61	●	●

**804**  
**Dry Air/Hot Water**  
 Available Cover Colors: **BLK**



**Application:** Phosphate ester, dry air and water.

**Inner Tube:** EPDM rubber.

**Reinforcement:** One fiber braid.

**Cover:** EPDM rubber.

**Temperature Range:**  
**Air:** +158°F (+70°C)  
**Phosphate ester:** +176°F (+80°C)  
**Water:** +200°F (+93°C).

**Fittings:** 82 Series - pg. B-180.

# Part Number	Hose I.D.		Hose O.D.		Working Pressure		Minimum Bend Radius		Weight		Vacuum Rating		Field Attachable	
	inch	mm	inch	mm	psi	MPa	inch	mm	lbs/ft	kg/m	of Hg	kPa	82 Series	
804-4	1/4	6,3	0.50	12,7	150	1,0	2-1/2	65	0.09	0,13	15	51	●	
804-6	3/8	10	0.63	15,9	150	1,0	3	75	0.11	0,16	15	51	●	
804-8	1/2	12,5	0.78	19,8	150	1,0	5	130	0.18	0,27	15	51	●	
804-10	5/8	16	0.91	23,0	150	1,0	6	150	0.19	0,28	15	51	●	
804-12	3/4	19	1.03	26,2	150	1,0	7	180	0.24	0,36	15	51	●	

- Field Attachable Assembly Instructions are in Section B with each Fittings Series.
- Push-Lok is not recommended for any fuel, refrigerant, or for use in air conditioners and heat pump applications.
- Push-Lok is not recommended for applications where extreme pulsation is encountered.
- See Section B for Assembly Instructions.
- Temperature Range of other media listed in Section E.



**PUSH-LOK®**

# 821FR, 821 Multipurpose

A

**Application:** Pneumatic, petroleum base hydraulic fluid, lubricating oils and antifreeze solutions.

**Inner Tube:** PKR®.

**Reinforcement:** One fiber braid.

**Cover:** Fire resistant fiber braid.

**Hose cover colors include:** White, Brown, Blue, Green, and Black.

**Temperature Range:**

**Air:** +212°F (+100°C)

**Water:** +185°F (+85°C)

**Oil:** -40°F to +212°F (-40°C to +100°C).

**Fittings:** 82 Series - pg. B-180.

## 821FR

**Multipurpose – Fire-Resistant Cover**

Available Cover Colors: WHT BRN BLU GRN BLK



# Part Number	Hose I.D.		Hose O.D.		Working Pressure		Minimum Bend Radius		Weight		Vacuum Rating		Field Attachable 82 Series
	inch	mm	inch	mm	psi	MPa	inch	mm	lbs/ft	kg/m	inches of Hg	kPa	
821FR-4	1/4	6,3	0.50	12,7	350	2,4	2-1/2	64	0.08	0,12	28	95	●
821FR-6	3/8	10	0.63	15,9	300	2,1	3	76	0.11	0,16	28	95	●
821FR-8	1/2	12,5	0.78	19,8	300	2,1	5	127	0.12	0,18	28	95	●
821FR-12	3/4	19	1.03	26,2	250	1,7	7	178	0.22	0,33	28	95	●

**Application:** Pneumatic, petroleum base hydraulic fluid, lubricating oils and antifreeze solutions.

**Inner Tube:** Synthetic rubber.

**Reinforcement:** One fiber braid.

**Cover:** Fiber braid.

**Temperature Range:**

**Air:** +158°F (+70°C)

**Water:** +185°F (+85°C)

**Oil:** -40°F to +212°F (-40°C to +100°C).

**Fittings:** 82 Series - pg. B-180.

## 821

**Multipurpose – Higher Pressures**

Available Cover Colors: BLK



# Part Number	Hose I.D.		Hose O.D.		Working Pressure		Minimum Bend Radius		Weight		Vacuum Rating		Field Attachable 82 Series
	inch	mm	inch	mm	psi	MPa	inch	mm	lbs/ft	kg/m	inches of Hg	kPa	
821-4	1/4	6,3	0.50	12,7	350	2,4	2-1/2	64	0.06	0,09	28	95	●
821-6	3/8	10	0.63	15,9	300	2,1	3	76	0.09	0,13	28	95	●
821-8	1/2	12,5	0.78	19,8	300	2,1	5	127	0.12	0,18	28	95	●
821-10	5/8	16	0.91	23,0	250	1,7	6	152	0.19	0,28	28	95	●
821-12	3/4	19	1.03	26,2	250	1,7	7	178	0.21	0,31	28	95	●

- Field Attachable Assembly Instructions are in Section B with each Fittings Series.
- Push-Lok is not recommended for any fuel, refrigerant, or for use in air conditioners and heat pump applications.
- Push-Lok is not recommended for applications where extreme pulsation is encountered.
- See Section B for Assembly Instructions.
- Temperature Range of other media listed in Section E.

# PHOSPHATE-ESTER 304, 774, 424, F42



If getting aircraft into the air is your job, Parker's family of phosphate-ester compatible hoses is the choice for you. Our hose selection offers the industry's largest selection of low-, medium- and high-pressure hoses specifically designed to resist aggressive airline hydraulic fluids. Parker's phosphate-ester hose line, together with the proper EPDM O-ring face seal and 37° Flare fittings and pipe adapters, means your leak-free assemblies will be the last thing you'll need to worry about.



### 424 hose

- Up to 1000 psi
- Dimensionally conforms to SAE 100R1 Type AT specification
- Uses Parkrimp 43 Series fittings, providing the widest selection of end configurations available anywhere

### 304 hose

- Up to 5000 psi
- Dimensionally conforms to SAE 100R2 Type AT specification
- Uses Parkrimp 43 Series fittings, providing the widest selection of end configurations available anywhere

### 774 hose

- Up to 4000 psi
- Dimensionally conforms to SAE 100R12 and EN 856 Type R12 specifications
- Uses Parkrimp 71 Series fittings

### F42 hose

- 6000 psi maximum working pressure
- Compatible with phosphate ester based hydraulic fluids with a temperature range of -40°C to +80°C (-40°F to +176°F)
- Uses Parkrimp 70 / 79 Series fittings

## 424 Hydraulic – Phosphate-Ester Base Fluids



**Application:** Phosphate-ester base hydraulic fluids.  
**Inner Tube:** EPDM rubber.  
**Reinforcement:** One braid steel wire.  
**Cover:** EPDM rubber, green.  
**Temperature Range:** -40°F to +176°F (-40°C to +80°C).  
**Fittings:** 43 Series - pg. B-27.

# Part Number	Hose I.D.		Hose O.D.		Working Pressure		Minimum Bend Radius		Weight		Vacuum Rating		Parkrimp 43 Series
	inch	mm	inch	mm	psi	MPa	inch	mm	lbs/ft	kg/m	inches of Hg	kPa	
424-16	1	25	1.40	36	1000	6,9	12	300	0.63	0,94	20	68	●
424-20	1-1/4	31,5	1.73	44	625	4,3	16-1/2	420	0.80	1,19	20	68	●
424-24	1-1/2	38	2.00	51	500	3,5	20	500	1.00	1,49	15	51	●
424-32	2	51	2.50	64	375	2,6	25	630	1.50	2,23	11	37	●

- See Section C for Parkrimp Assembly Instructions.
- Temperature Range of other media listed in Section E.

### 304 Hydraulic – Phosphate-Ester Base Fluids



**Application:** Phosphate-ester base hydraulic fluids.  
**Inner Tube:** EPDM rubber.  
**Reinforcement:** Two braids steel wire.  
**Cover:** EPDM rubber, green.  
**Temperature Range:** -40°F to +176°F (-40°C to +80°C).  
**Fittings:** 43 Series - pg. B-27.

# Part Number	Hose I.D.		Hose O.D.		Working Pressure		Minimum Bend Radius		Weight		Parkrimp 43 Series
	inch	mm	inch	mm	psi	MPa	inch	mm	lbs/ft	kg/m	
304-4	1/4	6,3	0.59	15	5000	34,5	4	100	0.26	0,39	●
304-6	3/8	10	0.75	19	4000	27,5	5	130	0.37	0,55	●
304-8	1/2	12,5	0.88	22	3500	24	7	180	0.45	0,67	●
304-10	5/8	16	0.61	16	2750	19	8	200	0.53	0,79	●
304-12	3/4	19	1.16	29	2250	15,5	9-1/2	240	0.67	1,00	●
304-16	1	25	1.50	38	2000	13,8	12	300	1.00	1,49	●
304-20	1-1/4	31,5	1.86	47	1625	11,2	16-1/2	420	1.16	1,73	●
304-24	1-1/2	38	2.14	54	1250	8,6	20	500	1.44	2,14	●
304-32	2	51	2.64	67	1125	7,8	25	630	1.99	2,96	●

### 774 Hydraulic – Phosphate-Ester Base Fluids



**Application:** Phosphate-ester base hydraulic fluids.  
**Inner Tube:** EPDM rubber.  
**Reinforcement:** Four spiral steel wire.  
**Cover:** EPDM rubber, green.  
**Temperature Range:** -40°F to +176°F (-40°C to +80°C).  
**Fittings:** 71 Series - pg. B-71.

# Part Number	Hose I.D.		Hose O.D.		Working Pressure		Minimum Bend Radius		Weight		Parkrimp 71 Series
	inch	mm	inch	mm	psi	MPa	inch	mm	lbs/ft	kg/m	
774-12	3/4	19	1.21	31	4000	28,0	9-1/2	240	0.94	1,40	●
774-16	1	25	1.50	38	4000	28,0	12	300	1.34	1,99	●
774-20	1-1/4	31,5	1.84	46	3000	21,0	16-1/2	420	1.74	2,59	●
774-24	1-1/2	38	2.07	53	2500	17,5	20	500	2.01	2,99	●
774-32	2	51	2.59	66	2500	17,5	25	630	2.75	4,09	●

### F42 Hydraulic – Phosphate-Ester Base Fluids



**Application:** Phosphate-ester base hydraulic fluids.  
**Inner Tube:** EPDM rubber.  
**Reinforcement:** Four or six-spiral steel wire.  
**Cover:** EPDM rubber, green.  
**Temperature Range:** -40°F to +176°F (-40°C to +80°C).  
**Fittings:** 70 Series - pg. B-61.  
 79 Series - pg. B-121.

# Part Number	Hose I.D.		Hose O.D.		Working Pressure		Minimum Bend Radius		Weight		Parkrimp 70 Series	Parkrimp 79 Series
	inch	mm	inch	mm	psi	MPa	inch	mm	lbs/ft	kg/m	●	●
F42-8	1/2	12,5	0.97	25,0	6000	42,0	8.0	200	0.56	0,83	●	
F42-12	3/4	19	1.26	31,9	6000	42,0	10.5	265	1.03	1,53		●
F42-16	1	25	1.52	38,5	6000	42,0	13.0	330	1.40	2,08		●
F42-20	1-1/4	31,5	1.97	50	6000	42,0	17.5	445	2.66	3,96		●

• See Section C for Parkrimp Assembly Instructions.  
 • Temperature Range of other media listed in Section E.

LOW TEMP

# 301LT, 472LT, 722LT, 792LT



In extremely cold and usually remote areas, a hose burst or leak in a critical application can cause expensive downtime and possible environmental issues. Selecting the right hose for dependable, long-life performance in these applications is essential.

Parker's family of low-temperature hoses are designed specifically to excel in the brutal operating conditions of extreme cold!

- Delivers superior performance in extreme cold conditions
- Rated as low as -70°F (-57°C)
- The choice for heavy construction equipment, side booms, mining equipment, mobile equipment, arctic oil field, snow grooming equipment, snow making machinery and cold storage applications
- These No-Skive hoses use Parker's standard 43, 71 and 79 Series fittings and easy-to-use Parkrimp style crimping system



## 301LT

### Low-Temperature NO-SKIVE

SAE 100R2 TYPE A, J1942 / USCG HF / DNV / ABS



**Application:** Petroleum base hydraulic fluids and lubricating oils.

**Inner Tube:** Synthetic rubber.

**Reinforcement:** Two braids steel wire.

**Cover:** PKR Rubber.

**Temperature Range:** -67°F to +212°F (-55°C to +100°C).

**Fittings:** 43 Series - pg. B-27.

# Part Number	Hose I.D.		Hose O.D.		Working Pressure		Minimum Bend Radius		Weight		Parkrimp 43 Series
	inch	mm	inch	mm	psi	MPa	inch	mm	lbs/ft	kg/m	
301LT-4	1/4	6,3	0.59	15	5000	35,0	4	100	0.26	0,39	●
301LT-6	3/8	10	0.75	19	4000	28,0	5	130	0.37	0,55	●
301LT-8	1/2	12,5	0.88	22	3500	24,5	7	180	0.45	0,67	●
301LT-10	5/8	16	1.00	25	2750	19,2	8	200	0.52	0,77	●
301LT-12	3/4	19	1.16	29	2250	15,7	9-1/2	240	0.67	1,00	●
301LT-16	1	25	1.50	38	2000	14,0	12	300	1.00	1,49	●

- See Section C for Parkrimp Assembly Instructions.
- Temperature Range of other media listed in Section E.



A

### 472LT Low-Temperature Braided EN 857 Type 2SC



**Application:** Petroleum based hydraulic fluids and lubricating oils in low temperature conditions.

**Inner Tube:** Proprietary synthetic rubber compound.

**Reinforcement:** Two braids high tensile steel wire.

**Cover:** Proprietary synthetic rubber compound.

**Temperature Range:** -70°F to +212°F (-57°C to +100°C).

**Fittings:** 43 Series, sizes -4 to -16 - pg. B-27.

# Part Number	Hose I.D.		Hose O.D.		Working Pressure		Minimum Bend Radius		Weight		Parkrimp 43 Series
	inch	mm	inch	mm	psi	MPa	inch	mm	lbs/ft	kg/m	
472LT-4	1/4	6,3	0.53	13,1	5800	40,0	2	50	0.20	0,30	●
472LT-6	3/8	10	1.67	17,2	5000	35,0	2-1/2	65	0.24	0,42	●
472LT-8	1/2	12,5	1.71	20,4	4250	29,7	3-1/2	90	0.35	0,52	●
472LT-10	5/8	16	1.94	23,9	3625	25,0	4	100	0.44	0,66	●
472LT-12	3/4	19	1.09	27,7	3125	21,5	4-3/4	120	0.58	0,86	●
472LT-16	1	25	1.39	35,4	2500	17,5	6	150	0.79	1,17	●

### 722LT Low-Temperature Spiral SAE 100R12 / ISO 3862-1 Type R12 / EN 856 Type R12



**Application:** Snow grooming equipment; heavy construction equipment; sidebooms.

**Inner Tube:** Nitrile synthetic rubber.

**Reinforcement:** Four spiral steel wire.

**Cover:** Synthetic Rubber.

**Temperature Range:** -70°F to +212°F (-57°C to +100°C).

**Fittings:** 43 Series, sizes -6 to -20 - pg. B-27.  
71 Series, size -24 - pg. B-71.

# Part Number	Hose I.D.		Hose O.D.		Working Pressure		Minimum Bend Radius		Weight		Parkrimp 43 Series	Parkrimp 71 Series
	inch	mm	inch	mm	psi	MPa	inch	mm	lbs/ft	kg/m		
722LT-6	3/8	10	0.78	19,8	4000	28,0	2-1/2	65	0.40	0,60	●	
722LT-8	1/2	12,5	0.89	22,6	4000	28,0	3-1/2	90	0.54	0,80	●	
722LT-10	5/8	16	1.04	26,4	4000	28,0	4	100	0.74	1,10	●	
722LT-12	3/4	19	1.21	30,6	4000	28,0	4-3/4	120	0.94	1,40	●	
722LT-16	1	25	1.49	37,7	4000	28,0	6	150	1.34	1,99	●	
722LT-20	1-1/4	31,4	1.82	46,2	3000	21,0	8-1/4	210	1.74	2,59	●	
722LT-24	1-1/2	38	2.06	52,5	2500	17,5	10	250	2.01	2,99		●

### 792LT Low-Temperature NO-SKIVE SAE / ISO – Exceeds SAE 100R15 / ISO 3862-1 Type R12 / EN



**Application:** Petroleum base hydraulic fluids and lubricating oils.

**Inner Tube:** Synthetic rubber.

**Reinforcement:** Four or six spiral wires, high tensile steel

**Cover:** PKR Rubber.

**Temperature Range:** -70°F to +212°F (-57°C to +100°C).

**Fittings:** 79 Series - pg. B-121.

# Part Number	Hose I.D.		Hose O.D.		Working Pressure		Minimum Bend Radius		Weight		Parkrimp 79 Series
	inch	mm	inch	mm	psi	MPa	inch	mm	lbs/ft	kg/m	
792LT-16	1	25	1.52	38,7	6000	42,0	11-3/4	300	1.48	2,20	●
792LT-20	1-1/4	31,5	1.97	50	6000	42,0	17-1/2	445	2.48	3,69	●
792LT-24	1-1/2	38	2.22	57	6000	42,0	20-3/4	530	3.22	4,79	●

- See Section C for Parkrimp Assembly Instructions.
- Temperature Range of other media listed in Section E.

# TRANSPORTATION 293, 213, 266



Parker’s transportation hose selection has all your vehicle and equipment applications covered – with industry-leading performance and value you can count on. Meeting or exceeding specifications, Parker’s offerings are available in the sizes, pressure ratings, special designs and long-lasting durability your hydraulic or pneumatic systems demand.



## 293

### Transportation – Air Brake Hose

SAE J1402 AI / D.O.T. FMVSS 106 AI-AIR BRAKE



**Application:** Petroleum base hydraulic fluids and lubricating oils, diesel fuels and antifreeze solutions.

**Inner Tube:** PKR®.

**Reinforcement:** One fiber braid.

**Cover:** Abrasion resistant nylon fiber braid.

**Temperature Range:** -58°F to +302°F (-50°C to +150°C).

**Fittings:** 26 Series - pg. B-9.  
21 Series - pg. B-151.  
23 Series - pg. B-163.

# Part Number	Hose I.D.		Hose O.D.		Working Pressure		Minimum Bend Radius		Weight		Vacuum Rating		Parkrimp	Field Attachable
	inch	mm	inch	mm	psi	MPa	inch	mm	lbs/ft	kg/m	inches of Hg	kPa	26 Series	21/23 Series
293-4	3/16	5	0.49	12,5	500	3,5	1/2	15	0.10	0,15	28	95	●	●
293-6	5/16	8	0.62	15,7	500	3,5	1	25	0.15	0,22	28	95	●	●
293-8	13/32	10	0.74	18,7	500	3,5	1-1/2	40	0.18	0,27	28	95	●	●
293-10	1/2	12,5	0.83	21,1	450	3,1	2	50	0.20	0,30	28	95	●	●
293-12	5/8	16	0.96	24,3	450	3,1	2-1/2	65	0.22	0,33	28	95	●	●
293-16	7/8	22	1.21	30,6	450	3,1	3-1/4	80	0.25	0,37	20	68	●	●

- See Section B for Field Attachable Assembly Instructions.
- See Section C for Parkrimp Assembly Instructions.
- Temperature Range of other media listed in Section E.

# TRANSPORTATION

A

## 213

### Transportation

SAE J1402 AI / D.O.T. FMVSS 106 AI-AIR BRAKE



**Application:** Petroleum base hydraulic fluids and lubricating oils, diesel fuels and antifreeze solutions.

**Inner Tube:** PKR®.

**Reinforcement:** One fiber braid and one steel braid.

**Cover:** Fiber braid.

**Temperature Range:** -50°F to +302°F (-45°C to +150°C).

**Fittings:** 26 Series - pg. B-9.  
21 Series - pg. B-151.  
23 Series - pg. B-163.

# Part Number	Hose I.D.		Hose O.D.		Working Pressure		Minimum Bend Radius		Weight		Vacuum Rating		Parkrimp	Field Attachable
	inch	mm	inch	mm	psi	MPa	inch	mm	lbs/ft	kg/m	of Hg	kPa	26 Series	21/23 Series
213-4	3/16	5	0.49	12,5	2000	14	3/4	20	0.12	0,18	28	95	●	●
213-5	1/4	6,3	0.55	14	1500	10,5	1	25	0.14	0,21	28	95	●	●
213-6	5/16	8	0.62	16	1500	10,5	1-1/4	30	0.17	0,25	28	95	●	●
213-8	13/32	10	0.74	19	1250	8,7	1-3/4	45	0.20	0,30	28	95	●	●
213-10	1/2	12,5	0.83	21	1000	7	2-1/4	55	0.22	0,33	28	95	●	●
213-12	5/8	16	0.96	24	750	5,2	2-3/4	70	0.24	0,36	28	95	●	●
213-16	7/8	22	1.21	31	400	2,8	3-1/2	90	0.30	0,45	20	68	●	●
213-20	1-1/8	29	1.49	38	300	2,1	4-1/2	115	0.44	0,65	20	68	●	●
213-24	1-3/8	35	1.73	44	300	2,1	7-1/2	190	0.52	0,77	15	51	●	●
213-32	1-13/16	46	2.14	54	200	1,4	14	355	0.67	1,00	11	37	●	●
213-40*	2-3/8	61	2.88	73	175	1,2	24	610	1.31	1,95	11	64	●	●

\*NOTE: Due to fitting size, this is a factory crimp only.

## 266

### Transportation

SAE J1402 AII / D.O.T. FMVSS 106 AII-AIR BRAKE



**Application:** Petroleum base hydraulic fluids and lubricating oils, diesel fuels and antifreeze solutions.

**Inner Tube:** PKR®.

**Reinforcement:** One fiber braid and one steel braid.

**Cover:** Fiber braid.

**Temperature Range:** -55°F to +302°F (-48°C to +150°C).

**Fittings:** 26 Series - pg. 9.  
20 Series - pg. B-141.  
22 Series - pg. B-159.

# Part Number	Hose I.D.		Hose O.D.		Working Pressure		Minimum Bend Radius		Weight		Vacuum Rating		Parkrimp	Field Attachable
	inch	mm	inch	mm	psi	MPa	inch	mm	lbs/ft	kg/m	of Hg	kPa	26 Series	20/22 Series
266-4	3/16	5	0.52	13,2	2000	14	3/4	20	0.15	0,22	28	95	●	●
266-5	1/4	6,3	0.58	14,8	1500	10,5	1	25	0.16	0,24	28	95	●	●
266-6	5/16	8	0.68	17,2	1500	10,5	1-1/4	30	0.23	0,34	28	95	●	●
266-8	13/32	10	0.77	19,5	1250	8,7	1-3/4	45	0.26	0,39	28	95	●	●
266-10	1/2	12,5	0.92	23,4	1250	8,7	2-1/4	55	0.38	0,56	28	95	●	●
266-12	5/8	16	1.08	27,4	750	5,2	2-3/4	70	0.42	0,63	20	68	●	●
266-16	7/8	22	1.24	31,4	400	2,8	3-1/2	90	0.48	0,71	15	51	●	●
266-20	1-1/8	29	1.50	38,4	300	2,1	4-1/2	115	0.51	0,76	15	51	●	●
266-24	1-3/8	35	1.75	44,5	250	1,7	5-1/2	140	0.68	1,01	11	37	●	●

- See page E-5 for charted effects temperature has on maximum working pressures of 201, 206, 213, and 266 hose.
- See Section B for Field Attachable Assembly Instructions.
- See Section C for Parkrimp Assembly Instructions.
- Temperature Range of other media listed in Section E.

# TRANSPORTATION 201, 206

## 201 Transportation

SAE 100R5 SAE J1402 AII / D.O.T. FMVSS 106 AII-AIR BRAKE



**Application:** Petroleum base hydraulic fluids and lubricating oils, diesel fuels and antifreeze solutions.

**Inner Tube:** Synthetic rubber.

**Reinforcement:** One fiber braid and one steel braid.

**Cover:** Fiber braid.

**Temperature Range:** -40°F to +302°F (-40°C to +150°C).

**Fittings:** 26 Series - pg. B-9.  
20 Series - pg. B-141.  
22 Series - pg. B-159.

# Part Number	Hose I.D.		Hose O.D.		Working Pressure		Minimum Bend Radius		Weight		Vacuum Rating		Parkrimp	Field Attachable
	inch	mm	inch	mm	psi	MPa	inch	mm	lbs/ft	kg/m	inches of Hg	kPa		
201-4	3/16	5	0.52	13	3000	21	3	75	0.15	0,22	28	95	●	●
201-5	1/4	6,3	0.58	15	3000	21	3-3/8	85	0.18	0,27	28	95	●	●
201-6	5/16	8	0.68	17	2250	15,7	4	100	0.23	0,34	28	95	●	●
201-8	13/32	10	0.77	20	2000	14	4-1/2	115	0.27	0,40	28	95	●	●
201-10	1/2	12,5	0.92	23	1750	12,2	5-1/2	140	0.37	0,55	28	95	●	●
201-12	5/8	16	1.08	27	1500	10,5	6-1/2	165	0.40	0,60	28	95	●	●
201-16	7/8	22	1.23	31	800	5,6	7-3/8	185	0.46	0,68	20	68	●	●
201-20	1-1/8	29	1.50	38	625	4,3	9	230	0.51	0,76	20	68	●	●
201-24	1-3/8	35	1.75	44	500	3,5	10-1/2	265	0.68	1,01	15	51	●	●
201-32	1-13/16	46	2.22	56	350	2,4	13-1/4	335	0.89	1,32	11	37	●	●
201-40	2-3/8	60	2.88	73	350	2,4	24	610	1.31	1,95	11	37	●	●
201-48	3	76	3.56	90	200	1,4	33	840	2.09	3,11	11	37	●	●

## 206 Transportation

SAE 100R5 SAE J1402 AII / D.O.T. FMVSS 106 AII-AIR BRAKE



**Application:** Petroleum base hydraulic fluids and lubricating oils, diesel fuels and antifreeze solutions.

**Inner Tube:** PKR®.

**Reinforcement:** One fiber braid and one steel braid.

**Cover:** Fiber braid, blue.

**Temperature Range:** -55°F to +302°F (-48°C to +150°C).

**Fittings:** 26 Series - pg. B-9.  
20 Series - pg. B-141.  
22 Series - pg. B-159.

# Part Number	Hose I.D.		Hose O.D.		Working Pressure		Minimum Bend Radius		Weight		Vacuum Rating		Parkrimp	Field Attachable
	inch	mm	inch	mm	psi	MPa	inch	mm	lbs/ft	kg/m	inches of Hg	kPa		
206-4	3/16	5	0.52	13	3000	21	3	75	0.15	0,22	28	95	●	●
206-5	1/4	6,3	0.58	15	3000	21	3-3/8	85	0.18	0,27	28	95	●	●
206-6	5/16	8	0.68	17	2250	15,7	3-1/2	90	0.23	0,34	28	95	●	●
206-8	13/32	10	0.77	20	2000	14	3-1/2	90	0.27	0,40	28	95	●	●
206-10	1/2	12,5	0.92	23	1750	12,2	4	100	0.37	0,55	28	95	●	●
206-12	5/8	16	1.08	27	1500	10,5	4	100	0.40	0,60	28	95	●	●
206-16	7/8	22	1.23	31	800	5,6	4	100	0.46	0,68	20	68	●	●
206-20	1-1/8	29	1.50	38	625	4,3	5-1/2	140	0.51	0,76	20	68	●	●
206-24	1-3/8	35	1.75	44	500	3,5	7-1/2	190	0.68	1,01	15	51	●	●
206-32	1-13/16	46	2.22	56	350	2,4	13-1/4	335	0.89	1,32	11	37	●	●
206-40	2-3/8	60	2.88	73	350	2,4	24	610	1.31	1,95	11	37	●	●

- See page E-5 for charted effects temperature has on maximum working pressures of 201, 206, 213, and 266 hose.
- See Section B for Field Attachable Assembly Instructions.
- See Section C for Parkrimp Assembly Instructions.
- Temperature Range of other media listed in Section E.



# TRANSPORTATION 611HT



## 611HT Transportation SAE J517 / 100R6 EN 854 TYPE R6

**Application:** Petroleum base hydraulic fluids and lubricating oils, diesel fuels and antifreeze solutions.

**Inner Tube:** PKR®.

**Reinforcement:** One fiber braid.

**Cover:** Synthetic rubber abrasion resistant, MSHA accepted.

**Temperature Range:** -55°F to +302°F (-48°C to +150°C).

**Fittings:** HY Series - pg. B-126.

# Part Number	Hose I.D.		Hose O.D.		Working Pressure		Minimum Bend Radius		Weight		Vacuum Rating		Parkrimp HY Series
	inch	mm	inch	mm	psi	MPa	inch	mm	lbs/ft	kg/m	of Hg	kPa	
611HT-4	1/4	6,2	0.47	11,9	400	2,8	2 1/2	65	0.09	0,13	28	95	●
611HT-6	3/8	9,3	0.59	15,1	400	2,8	3	75	0.11	0,16	28	95	●
611HT-8	1/2	12,5	0.75	19,0	400	2,8	4	100	0.18	0,27	28	95	●
611HT-10	5/8	15,7	0.88	22,2	350	2,4	5	125	0.19	0,28	18	61	●
611HT-12	3/4	18,8	1.00	25,4	300	2,1	6	150	0.254	0,36	18	61	●

- See Section B for Field Attachable Assembly Instructions.
- See Section C for Parkrimp Assembly Instructions.
- Temperature Range of other media listed in Section E.

# TRANSPORTATION 271 Air Brake



## 271 Transportation – Air Brake Hose SAE J1402 A - AIR BRAKE



**Application:** Air brake systems.  
**Inner Tube:** Synthetic rubber.  
**Reinforcement:** One or more fiber braid.  
**Cover:** Synthetic Rubber.  
**Temperature Range:** -50°F to +212°F (-46°C to +100°C).  
**Fittings:** 25 Series - pg. B-5.

# Part Number	Hose I.D.		Hose O.D.		Working Pressure		Minimum Bend Radius		Weight		Parkrimp 25 Series
	inch	mm	inch	mm	psi	MPa	inch	mm	lbs/ft	kg/m	
271-6	3/8	10	0.75	19	225	1,6	1-3/4	45	0.20	0,30	•
271-8	1/2	12,5	0.88	22	225	1,6	2	50	0.26	0,39	•

- See page E-5 for charted effects temperature has on maximum working pressures of 201, 206, 213, and 266 hose.
- See Section B for Field Attachable Assembly Instructions.
- See Section C for Parkrimp Assembly Instructions.
- Temperature Range of other media listed in Section E.

# ALTERNATIVE / MARINE

## SS23CG



If you make or maintain LPG / CNG powered equipment, SS23CG hose is your choice for gas permeation resistance and reliable performance. SS23CG exceeds Canadian Gas Association specification CAN / CGA-8.1-M86 Type III which means it meets permeation requirements of 1,6 g/m<sup>2</sup>-day. You can specify it with confidence – anywhere.

- Meets ECE R110/R67 specification
- Meets UL21, 588, 569 specifications



Embossed layline per industry standard

### SS23CG Transportation – Compressed Natural Gas and Liquefied Petroleum Gas CGA TYPE III, ECE110 CLASS 1 / UL STANDARD 21 LPG



**Application:** Liquefied petroleum gas (LPG), Compressed natural gas (CNG).

**Inner Tube:** Synthetic rubber.

**Reinforcement:** One steel braid.

**Cover:** Synthetic rubber.

**Temperature Range:** -40°F to +250°F (-40°C to +121°C).

**Fittings:** 26 Series - pg. B-9.

# Part Number	Hose I.D.		Hose O.D.		Working Pressure		Minimum Bend Radius		Weight		Parkrimp 26 Series
	inch	mm	inch	mm	psi	MPa	inch	mm	lbs/ft	kg/m	
SS23CG-6	5/16	8,0	0.68	17,2	425	3,0	4	100	0.16	0,24	•
SS23CG-8	13/32	10,0	0.77	19,5	425	3,0	4-1/2	115	0.17	0,25	•
SS23CG-10	1/2	12,5	0.92	23,4	425	3,0	5-1/2	140	0.28	0,42	•
SS23CG-12	5/8	15,9	1.05	26,8	425	3,0	6-1/2	165	0.30	0,45	•

FACTORY MADE HOSE ASSEMBLIES ONLY. Contact Hose Products Division for more information.

- See Section B for Field Attachable Assembly Instructions.
- See Section C for Parkrimp Assembly Instructions.
- Temperature Range of other media listed in Section E.

# ALTERNATIVE / MARINE

# SS25UL



- Low-pressure service with liquefied petroleum gas
- UL Standard 21 certification
- Oil and LPG resistant synthetic fiber cover
- Compatible with 26 Series Parkrimp style fittings



## SS25UL

### Transportation – Liquefied Petroleum Gas

AGA-AS / NZS 1869D / UL STANDARD 21



**Application:** Liquefied petroleum gas (LPG).

**Inner Tube:** Synthetic rubber.

**Reinforcement:** One fiber braid and one stainless steel wire braid.

**Cover:** Fiber braid.

**Temperature Range:** -40°F to +250°F (-40°C to +121°C).

**Fittings:** 26 Series - pg. B-9.  
20 Series - pg. B-141.  
22 Series - pg. B-159.

# Part Number	Hose I.D.		Hose O.D.		Working Pressure		Minimum Bend Radius		Weight		Parkrimp 26 Series	Field Attachable 20/22 Series
	inch	mm	inch	mm	psi	MPa	inch	mm	lbs/ft	kg/m		
SS25UL-4	3/16	5	0.52	13,2	350	2,4	0.75	20	0.11	0,16	●	●
SS25UL-5	1/4	6,3	0.58	14,8	350	2,4	1	25	0.13	0,19	●	●
SS25UL-6	5/16	8	0.68	17,2	350	2,4	1-1/4	30	0.18	0,27	●	●
SS25UL-8	13/32	10	0.77	19,5	350	2,4	1-3/4	45	0.21	0,31	●	●
SS25UL-10	1/2	12,5	0.92	23,4	350	2,4	2-1/4	55	0.29	0,43	●	●
SS25UL-12	5/8	16	1.08	27,4	350	2,4	2-3/4	70	0.37	0,55	●	●

- See Section B for Field Attachable Assembly Instructions.
- See Section C for Parkrimp Assembly Instructions.
- Temperature Range of other media listed in Section E.

# ALTERNATIVE / MARINE

# 221FR



A fire-resistant hose for gasoline or diesel fuel systems on recreational or commercial marine vessels.

- ISO 7840 and USCG approved
- Marine fuel and engine hose



## 221FR

### Transportation – Marine Fuel and Engine Hose

SAE J1527 TYPE A CLASS I, USCG SAE J1942 /

ISO 7840 / USCG H, HF / GERMAN LLOYD / LLOYDS REGISTER / DNV / ABS



**Application:** Gasoline, ethanol blends, diesel fuels, petroleum base hydraulic fluid, and lubricating oils.

**Inner Tube:** Synthetic rubber.

**Reinforcement:** One braid steel wire.

**Cover:** Synthetic rubber, blue, MSHA accepted.

**Temperature Range:** -4°F to +212°F (-20°C to +100°C).

**Fittings:** 26 Series - pg. B-9.  
20 Series - pg. B-141.  
22 Series - pg. B-159.

# Part Number	Hose I.D.		Hose O.D.		Working Pressure		Minimum Bend Radius		Weight		Vacuum Rating		Parkrimp	Field Attachable
	inch	mm	inch	mm	psi	MPa	inch	mm	lbs/ft	kg/m	of Hg	kPa	26 Series	20/22 Series
221FR-5	1/4	6,3	0.58	15	500	3,5	1	25	0.19	0,28	24	81	●	●
221FR-6	5/16	8	0.68	17	500	3,5	1-1/4	30	0.23	0,34	24	81	●	●
221FR-8	13/32	10	0.77	20	500	3,5	1-3/4	45	0.28	0,42	24	81	●	●
221FR-10	1/2	12,5	0.92	23	500	3,5	2-1/4	55	0.39	0,58	20	68	●	●
221FR-12	5/8	16	1.08	27	500	3,5	2-3/4	70	0.41	0,61	20	68	●	●
221FR-16	7/8	22	1.23	31	500	3,5	3-1/2	90	0.47	0,70	20	68	●	●

ISO 7840 with 26 Series fittings ONLY.

- See Section B for Field Attachable Assembly Instructions.
- See Section C for Parkrimp Assembly Instructions.
- Temperature Range of other media listed in Section E.

REFRIGERANT

285



Designed specifically for the rigorous requirements of bus and transit applications, Parker's refrigerant hose exceeds all requirements.

- 285 and 244HT combine to offer a wide range of sizes
- Air conditioning hose
- Excellent effusion rate
- Long service life
- Resists moisture ingress
- Parkrimp compatible

**285**  
**Refrigerant**  
 SAE J2064 TYPE C



**Application:** Refrigerant 134a.  
**Inner Tube:** Synthetic rubber with nylon barrier.  
**Reinforcement:** One fiber braid.  
**Cover:** Synthetic rubber.  
**Temperature Range:** -22°F to +257°F (-30°C to +125°C).  
**Fittings:** 26 Series - pg. B-9.  
 21 Series - pg. B-151.  
 23 Series - pg. B-163.

# Part Number	Hose I.D.		Hose O.D.		Working Pressure		Minimum Bend Radius		Weight		Vacuum Rating		Field Attachable	
	inch	mm	inch	mm	psi	MPa	inch	mm	lbs/ft	kg/m	inches of Hg	kPa	26 Series	21/23 Series
285-4	3/16	5	0.49	11,7	500	3,4	1	25	0.09	0,14	28	95	•	•
285-6	5/16	8	0.62	15,7	500	3,4	1-1/2	40	0.12	0,18	28	95	•	•
285-8	13/32	10	0.74	18,8	500	3,4	2	50	0.17	0,25	28	95	•	•
285-10	1/2	12,5	0.83	21,1	500	3,4	2-1/2	65	0.18	0,27	28	95	•	•
285-12	5/8	16	0.96	24,4	500	3,4	3	75	0.23	0,34	28	95	•	•

- See Section B for Field Attachable Assembly Instructions.
- See Section C for Parkrimp Assembly Instructions.
- Temperature Range of other media listed in Section E.

REFRIGERANT

244



Designed specifically for the rigorous requirements of bus and transit applications, Parker's refrigerant hose exceeds all requirements.

- 244HT and 285 combine to offer a wide range of sizes
- Air conditioning hose
- Excellent effusion rate
- Long service life
- Resists moisture ingress
- Parkrimp compatible

**244**  
**Refrigerant**  
 SAE J2064 TYPE B, CLASS I



**Application:** Refrigerant 134a.  
**Inner Tube:** Butyl rubber.  
**Reinforcement:** One braid steel wire.  
**Cover:** Fiber braid.  
**Temperature Range:** -22°F to +257°F (-30°C to +125°C).  
**Fittings:** 26 Series - pg. B-9.

# Part Number	Hose I.D.		Hose O.D.		Working Pressure		Minimum Bend Radius		Weight		Vacuum Rating		Parkrimp 26 Series
	inch	mm	inch	mm	psi	MPa	inch	mm	lbs/ft	kg/m	inches of Hg	kPa	
244-16	7/8	22	1.23	31	500	3,5	7-1/2	190	0.51	0,76	28	95	●
244-20	1-1/8	29	1.50	38	500	3,5	9	230	0.56	0,83	28	95	●
244-24	1-3/8	35	1.75	44	350	2,4	10-1/2	270	0.62	0,92	28	95	●

- See Section B for Field Attachable Assembly Instructions.
- See Section C for Parkrimp Assembly Instructions.
- Temperature Range of other media listed in Section E.

## NOTES