

DPC SERIES CONNECTOR



The 1/4" flow DPC Series couplings feature a dual port connection in a contoured design that delivers ease-of-use and excellent flow in a compact size. Made from acetal thermoplastic, the DPC Series includes valved and non-valved couplings with a single plastic thumb latch. One-hand operation makes the DPC Series the choice for simple, simultaneous connections and disconnections where two fluid lines are required.

FEATURES

- Single thumb latch
- Insert keyed to body
- Compact, modular design
- Integral terminations

BENEFITS

- Intuitive one step, two-line connection and disconnection
- Ensures correct directional flow
- Attractive, high-quality appearance and configuration flexibility
- Fewer moving parts, shorter assemblies, faster installations

Specifications

PRESSURE:

Vacuum to 120 psi, 8.3 bar

TEMPERATURE:

32°F to 180°F (0°C to 82°C)

MATERIALS:

- Main Components: Acetal
- Thumb latch: Acetal
- Valve springs: 316 stainless steel
- External springs: Stainless steel
- O-rings: Buna-N

COLOR:

White with blue latch

TUBING SIZES:

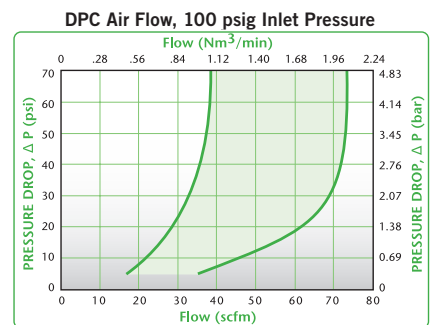
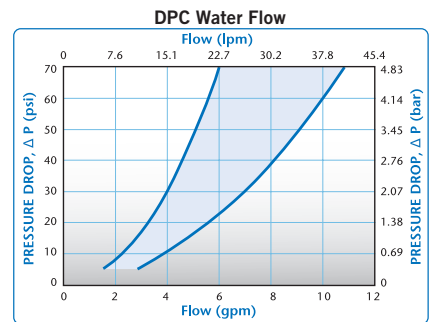
1/4" to 3/8" ID, 6.4mm to 9.5mm ID

COMPLIANCE:

REACH
RoHS

WARNING: Pressure, temperature, chemicals, and operating environment can affect the performance of couplings. It is the customer's responsibility to test the suitability of CPC's products in their own application conditions.

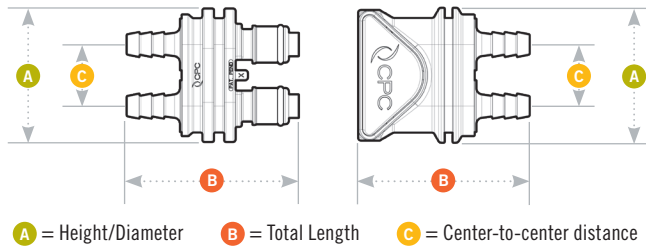
These graphics are applicable to single line use and intended to give a general idea of the performance capabilities. The shaded area of each graph represents the operating range of the product family i.e. upper and lower values are shown. Therefore, depending on the exact coupling configurations selected, you can reasonably expect values to fall within the shaded area.



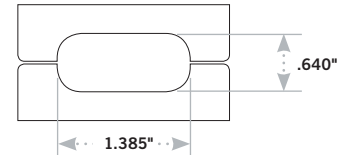
Visit us at cpcworldwide.com or call 800-444-2747 to get a free catalog or to find your local distributor.

DPC SERIES DIMENSIONS

Panel Dimensions



	PANEL OPENING	PANEL THICKNESS MAX. – MIN.
COUPLING BODIES	contact CPC	
COUPLING INSERTS	see drawing	.135 – .132



Coupling Body • ACETAL



TERMINATION
IN-LINE HOSE BARB

TUBING SIZE
1/4" ID
3/8" ID

METRIC EQ.
6.4mm ID
9.5mm ID

STRAIGHT THRU
DPC17004
DPC17006

SHUTOFF
DPCD17004
DPCD17006

A
1.62
1.62

B
2.09
2.09

C
0.75
0.75

Coupling Insert • ACETAL



TERMINATION
IN-LINE HOSE BARB

TUBING SIZE
1/4" ID
3/8" ID

METRIC EQ.
6.4mm ID
9.5mm ID

STRAIGHT THRU
DPC22004
DPC22006

SHUTOFF
DPCD22004
DPCD22006

A
1.62
1.62

B
1.97 / 2.11
1.97 / 2.11

C
0.75
0.75



COLDER PRODUCTS COMPANY
U.S.A.

PHONE +1 651-645-0091
FAX +1 651-645-5404
TOLL FREE 800-444-2474

COLDER PRODUCTS COMPANY GMBH
Germany

PHONE +49-6026-9973-0
FAX +49-6026-9973-173

COLDER PRODUCTS COMPANY LIMITED
Hong Kong

PHONE +852-2987-5272
FAX +852-2987-2509

Smart fluid handling to take you forward, faster.

cpcworldwide.com/ContactUs

WARRANTY: All sales are subject to Colder Products Company's limited express warranty set forth in the CPC catalog. Contact your local distributor or CPC Customer Service for warranty provisions.

Warning: Due to the wide variety of possible fluid media and operating conditions, unintended consequences may result from the use of this product, all of which are beyond the control of CPC. It is the user's responsibility to carefully determine and test for compatibility for use with their application. All such risks shall be assumed by the buyer.

COPYRIGHT © 2014 BY COLDER PRODUCTS COMPANY. COLDER PRODUCTS COMPANY, COLDER PRODUCTS AND CPC ARE REGISTERED TRADEMARKS WITH THE US PATENT & TRADEMARK OFFICE.

SPEC1044 9/15 GLS/1500 PRINTED IN THE U.S.A.