

# DTLD SERIES CONNECTOR



The 1/4" flow DTL Series dual flow couplings provide a unique thumb latch that enables independent connection and simultaneous disconnection of loose tube sets. Made from ABS thermoplastic, the DTL valved couplings prevent one tube inadvertently disconnecting when the other is inserted. One-hand operation makes the DTL Series the choice for simple, independent quick connections of dual fluid lines. The DTL Series is compatible with all PLC, PLC12 and LC Series inserts.

## FEATURES

- Shrouded thumb latch
- Latch always in position to accept insert
- Compact, modular design
- Independent quick connections

## BENEFITS

- Minimizes inadvertent latch activation
- Ensures leak-free operation
- Fits well in the hand and is easy to wipe down
- Requires minimal manual dexterity

## Specifications

### PRESSURE:

Vacuum to 20 psi, 1.38 bar

### TEMPERATURE:

32°F to 120°F (0°C to 48°C)

### MATERIALS:

- Main components: ABS
- Thumb latch: Acetal
- Internal body valve: Acetal
- Internal insert valve: Polypropylene
- Springs: Stainless steel
- O-rings: Buna-N

**COLOR:** White with blue latch, Molded black with gray latch

### TUBING SIZES:

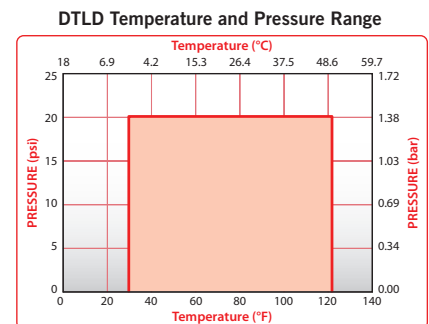
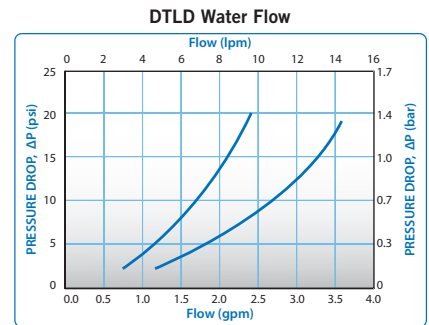
1/4" to 3/8" ID, 6.4mm to 9.5mm ID

### COMPLIANCE:

- REACH
- RoHS

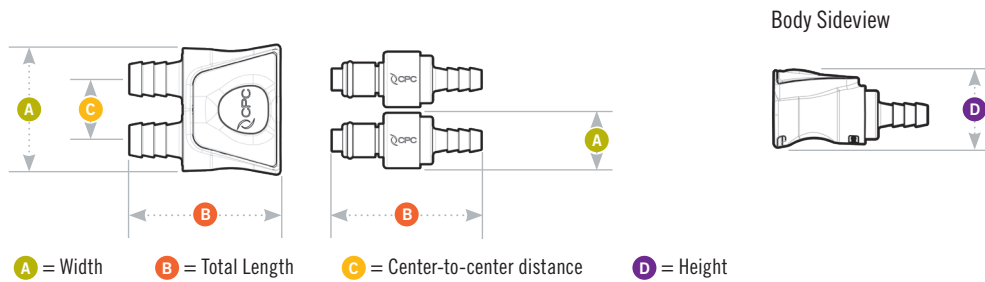
**WARNING:** Pressure, temperature, chemicals, and operating environment can affect the performance of couplings. It is the customer's responsibility to test the suitability of CPC's products in their own application conditions.

These graphics are applicable to single line use and intended to give a general idea of the performance capabilities. The shaded area of each graph represents the operating range of the product family i.e. upper and lower values are shown. Therefore, depending on the exact coupling configurations selected, you can reasonably expect values to fall within the shaded area.



Visit us at [cpcworldwide.com](http://cpcworldwide.com) or call 800-444-2747 to get a free catalog or to find your local distributor.

# DTLD SERIES DIMENSIONS



## Coupling Body



**TERMINATION**  
IN-LINE HOSE BARB

TUBING SIZE	METRIC EQ.	SHUTOFF	A	B	C	D
1/4" ID	6.4mm ID	DTLD17004	1.59	2.02	0.75	1.00
1/4" ID	6.4mm ID	DTLD17004MBLK	1.59	2.02	0.75	1.00
3/8" ID	9.5mm ID	DTLD17006	1.59	1.86	0.75	1.00
3/8" ID	9.5mm ID	DTLD17006MBLK	1.59	1.86	0.75	1.00

## Coupling Insert



**TERMINATION**  
IN-LINE HOSE BARB

TUBING SIZE	METRIC EQ.	SHUTOFF	A	B
1/4" ID	6.4mm ID	PLCD2200406	0.73	1.85
1/4" ID	6.4mm ID	PLCD2200406MBLK	0.73	1.85
3/8" ID	9.5mm ID	PLCD2200606	0.73	1.69
3/8" ID	9.5mm ID	PLCD2200606MBLK	0.73	1.69



**COLDER PRODUCTS COMPANY**  
U.S.A.

PHONE +1 651-645-0091  
FAX +1 651-645-5404  
TOLL FREE 800-444-2474

**COLDER PRODUCTS COMPANY GMBH**  
Germany

PHONE +49-6134-2878-0  
FAX +49-6134-287828

**COLDER PRODUCTS COMPANY LIMITED**  
Hong Kong

PHONE +852-2987-5272  
FAX +852-2987-2509

**Smart fluid handling to take you forward, faster.**

[cpcworldwide.com/ContactUs](http://cpcworldwide.com/ContactUs)

WARRANTY: All sales are subject to Colder Products Company's limited express warranty set forth in the CPC catalog. Contact your local distributor or CPC Customer Service for warranty provisions.

Warning: Due to the wide variety of possible fluid media and operating conditions, unintended consequences may result from the use of this product, all of which are beyond the control of Colder. It is the user's responsibility to carefully determine and test for compatibility for use with their application. All such risks shall be assumed by the buyer.

COPYRIGHT © 2016 BY COLDER PRODUCTS COMPANY. COLDER PRODUCTS COMPANY, COLDER PRODUCTS AND CPC ARE REGISTERED TRADEMARKS WITH THE US PATENT & TRADEMARK OFFICE.

SPEC1046 7/15 GLS/500 PRINTED IN THE U.S.A.