



# Industrial: Adapters



## Pipe Fittings

*Forgings & Extrusions  
Dryseal Threads  
SAE Standards*



## Metric Adapters

*Forgings & Extrusions  
Economical  
Reusable*



## ISO Port Adapters

*Meets SAE 2244-3 Requirements  
Meets ISO 6149-3 Requirements  
Viton O-rings Standard*
































## Garden Hose Fittings

*Heavy Duty Construction  
Use with Hose Clamp  
Coupler option*



Male Pipe to Male Pipe	<b>215PN</b> Close Nipple  p. J6	<b>215PNL</b> Long Nipple  p. J6	<b>216P</b> Hex Nipple  p. J6	<b>1204P</b> Male Elbow  p. J8	Male Pipe to Female Pipe	<b>209P</b> Bushing  p. J5
	<b>222P</b> Adapter  p. J7	<b>1202P-2202P</b> Street Elbow  p. J7	<b>2224P</b> Male Branch tee  p. J8	<b>2225P</b> Street Tee  p. J8		<b>2214P</b> 45° Street Elbow  p. J8
<b>FG43</b> Adapter - Male BSPT  p. J11	<b>MMS443</b> Branch Tee  p. J12	<b>MRO434</b> Run Tee  p. J12	<b>PTR34</b> Reducer  p. J12	Male NPT to Male BSPT	<b>F3HF</b> Hex Nipple - NPTF/BSPT  p. J10	
Male NPT to Female BSPP	<b>FHG4</b> Female - BSPP  p. J11	Male BSPT to Female NPT	<b>F3HG</b> Adapter - Male BSPT  p. J10		Male BSPT	<b>FF33</b> Hex Nipple - BSPT  p. J10
	Male BSPP		<b>FF44</b> Hex Nipple - BSPP  p. J11	Tube to Metric Straight Thread		<b>68NTA-X-MIX</b> Male Connector  p. J14
<b>208P</b> Reducer Coupling  p. J5		<b>212P</b> Union  p. J5	<b>1200P-2200P</b> Union Elbow  p. J7		<b>1203P-2203P</b> Union Tee  p. J7	<b>2200PDE</b> Drop-Ear Elbow  p. J8
Female BSPP	<b>DD44</b> Elbow  p. J10	<b>GG44</b> Coupling BSPP  p. J11	<b>KMM004</b> Cross - BSPP  p. J12	<b>MMO444</b> Tee - BSPP  p. J12	<b>WGG44</b> Bulkhead union  p. J12	
	Flare to Metric Straight Thread	<b>48F-X-MIX</b> Male Connector  p. J14	<b>149F-X-MIX</b> Male Elbow  p. J14	<b>159F-X-MIX</b> 45° Male Elbow  p. J14	Flare to Female Garden Hose	<b>50GHSV</b> Swivel Connector  p. J16

J

<p><b>Female Pipe to Metric Straight Thread</b></p>	<p><b>222P-X-MIX Adapter</b>  p. J11, J14</p>	<p><b>Hose to Metric Straight Thread</b></p>	<p><b>68HB-X-MIX Male Connector</b>  p. J14</p>	<p><b>169HB-X-MIX Male Elbow</b>  p. J14</p>	<p><b>179HB-X-MIX 45° Male Elbow</b>  p. J14</p>
<p><b>Male Pipe to Male Garden Hose</b></p>	<p><b>69GH-70GH-71GH Male Pipe</b>  p. J16</p>	<p><b>Garden Hose to Garden Hose</b></p>	<p><b>75GH Connector</b>  p. J16</p>	<p><b>Garden Hose to Female Pipe</b></p>	<p><b>79GH-80GH-81GH Female Pipe</b>  p. J16</p>
<p><b>Female Garden Hose to Male Pipe</b></p>	<p><b>82GH-83GH Female Hose</b>  p. J16</p>	<p><b>88GH Swivel Connector</b>  p. J16</p>	<p><b>Female Garden Hose to Female Pipe</b></p>	<p><b>98GH-99GH Hose to Pipe</b>  p. J17</p>	<p><b>98GHSV-99GHSV Swivel Connector</b>  p. J17</p>
<p><b>Female Garden Hose</b></p>	<p><b>101GHSV Swivel Nut Connector</b>  p. J17</p>	<p><b>Barb to Male Garden Hose</b></p>	<p><b>54GH-55GH Hose Barb</b>  p. J16</p>	<p><b>Barb to Female Garden Hose</b></p>	<p><b>90GH Swivel Connector</b>  p. J16</p>
<p><b>Adapter</b></p>	<p><b>84GH Filter Adapter</b>  p. J16</p>	<p><b>Auxiliary Component</b></p>	<p><b>210P Lock Nut</b>  p. J5</p>	<p><b>211P Square Head Plug</b>  p. J5</p>	<p><b>213P Cap</b>  p. J6</p>
<p><b>219P Countersunk Plug</b>  p. J6</p>	<p><b>220P Slotted Head Plug</b>  p. J7</p>	<p><b>HHP3 Plug - BSPT</b>  p. J11</p>	<p><b>HP3 Plug - BSPT</b>  p. J12</p>	<p><b>112 Copper Ring</b>  p. J12</p>	<p><b>94GH Hose Nut</b>  p. J16</p>
<p><b>96GH Hose Cap</b>  p. J17</p>	<p><b>901GH Washer</b>  p. J17</p>	<p><b>1163-60-BPD Coupler</b>  p. J17</p>	<p><b>1163-61-BPD Nipple</b>  p. J17</p>		<p><b>95GH Hose Nut Reducer</b>  p. J17</p>





# Pipe Fittings

MATERIALS OF CONSTRUCTION	
FITTINGS:	CA345, CA360, CA377

NOMENCLATURE	
EXAMPLE: 2214P-2-2	ATTRIBUTE:
2	EXTRUSION
1 (NOT SHOWN)	FORGING
214	45° STREET ELBOW
P	PIPE
2	1/8" PIPE THREAD
2	1/8" PIPE THREAD

APPLICABLE TUBE	
TUBE MATERIAL:	COPPER, BRASS, IRON PIPE
THREAD SIZE:	1/8, 1/4, 3/8, 1/2, 3/4, 1

SPECIFICATIONS	
PRESSURE RANGE:	UP TO 1,000 PSI
TEMPERATURE RANGES:	-65° TO +250°F




All pipe fittings meet functional requirements of SAE J530 and SAE J531. Threads are made to Dryseal standards.

## Pipe thread assembly guide (turns method) for Dryseal threads with pre-applied Vibra Seal

J

### Straight Fittings

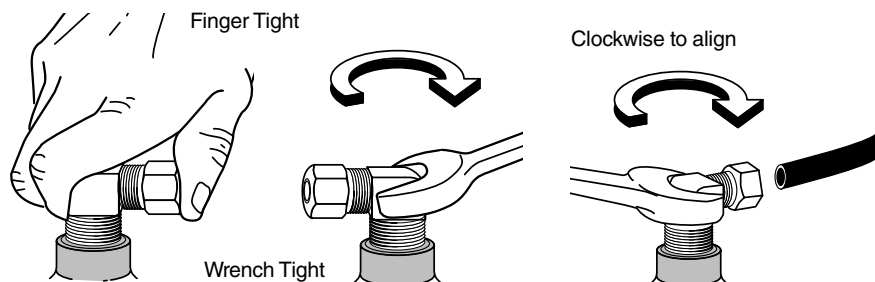
1. Tighten external thread into the internal thread.
1. Tighten an additional 2 revolutions with a wrench up to 1/2 in. male pipe thread. Above 1/2 in., 1 1/2 to 2 1/2 revolutions.

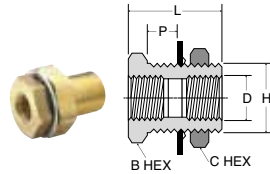


### Elbow or Tee Fittings

2. Tighten external thread into the internal thread.
3. Tighten an additional 1 to 1 1/2 revolutions with a wrench.
4. Tighten fitting, Clockwise, to Align with Tubing (never counter clockwise).

Note: To minimize the possibility of a leaking threaded joint after assembling male to female pipe threads, neither end should be backed out (loosened) once the assembly has been made.

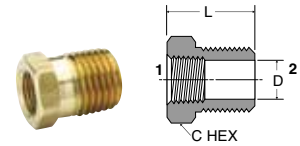




**Anchor Coupling 207ACBH**

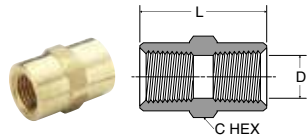
PART NO.	FEAMLE PIPE THREAD	STRAIGHT THREAD	MAX. BULK HEAD P	B HEX	C HEX	L	BLKHD HOLE DIA. H	FLOW DIA. D
207ACBH-2	1/8	5/8-18	.89	7/8	15/16	1.50	5/8	.339
207ACBHS-2	1/8	5/8-18	.35	7/8	15/16	.96	5/8	.339
207ACBH-4	1/4	3/4-16	.81	1	1-1/8	1.50	3/4	.441
207ACBHS-4	1/4	3/4-16	.26	1	1	.94	3/4	.441
207ACBH-6	3/8	1-14	.62	1-1/8	1-1/4	1.31	1	.571
207ACBH-8	1/2	1-1/8-14	.75	1-1/4	1-3/8	1.50	1-1/8	.703
207ACBH-12	3/4	1-5/16-12	.65	1-1/2	1-1/2	1.50	1-5/16	.906
207ACBH-16*	1	1-5/8-14	1.00	2	2	1.68	1-5/8	1.140

\*Lock Washer not Available



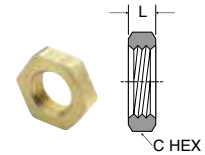
**Bushing 209P**

PART NO.	1 PIPE THREAD	2 PIPE THREAD	C HEX	L	FLOW DIA. D
209P-4-2	1/8	1/4	9/16	.75	.339
209P-6-2	1/8	3/8	11/16	.75	.339
209P-6-4	1/4	3/8	3/4	.75	.441
209P-8-2	1/8	1/2	7/8	1.00	.339
209P-8-4	1/4	1/2	7/8	1.00	.441
209P-8-6	3/8	1/2	7/8	1.00	.571
209P-12-2	1/8	3/4	1-1/8	1.00	.339
209P-12-4	1/4	3/4	1-1/8	1.00	.441
209P-12-6	3/8	3/4	1-1/8	1.00	.571
209P-12-8	1/2	3/4	1-1/8	1.00	.703
209P-16-8	1/2	1	1-3/8	1.31	.703
209P-16-12	3/4	1	1-3/8	1.31	.906



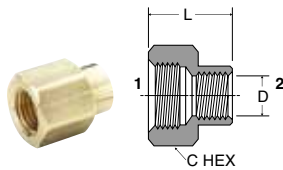
**Coupling 207P**

PART NO.	PIPE THREAD	C HEX	L	FLOW DIA. D
207P-2	1/8	9/16	.75	.339
207P-4	1/4	3/4	1.12	.441
207P-6	3/8	7/8	1.12	.571
207P-8	1/2	1-1/16	1.50	.703
207P-12	3/4	1-3/8	1.53	.906



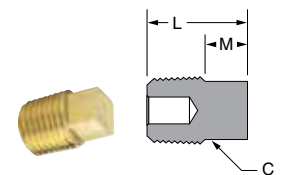
**Lock Nut 210P**

PART NO.	PIPE THREAD	C HEX	L
210P-2	1/8 NPSL	11/16	.19
210P-4	1/4 NPSL	7/8	.25
210P-6	3/8 NPSL	1	.25
210P-8	1/2 NPSL	1-1/8	.25



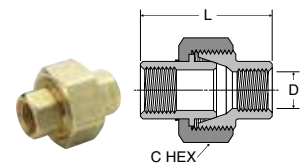
**Reducer Coupling 208P**

PART NO.	1 PIPE THREAD	2 PIPE THREAD	C HEX	L	FLOW DIA. D
208P-4-2	1/4	1/8	3/4	.97	.339
208P-6-4	3/8	1/4	7/8	1.16	.441
208P-8-4	1/2	1/4	1-1/16	1.28	.441
208P-8-6	1/2	3/8	1-1/16	1.38	.571
208P-12-6	3/4	3/8	1-3/8	1.32	.571
208P-12-8	3/4	1/2	1-3/8	1.50	.703



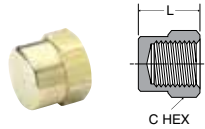
**Square-Head Plug 211P**

PART NO.	PIPE THREAD	C	L	M
211P-2	1/8	9/32	.59	.25
211P-4	1/4	3/8	.80	.29
211P-6	3/8	7/16	.83	.32
211P-8	1/2	9/16	1.07	.39
211P-12	3/4	5/8	1.14	.45



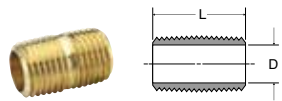
**Union 212P**

PART NO.	PIPE THREAD	C HEX	L	D
212P-4	1/4	1-3/16	1.54	.441
212P-6	3/8	1-1/4	1.76	.571



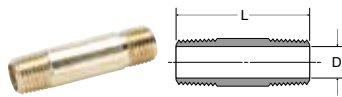
**Cap 213P**

PART NO.	PIPE THREAD	C HEX	L
213P-2	1/8	9/16	.50
213P-4	1/4	11/16	.63
213P-6	3/8	13/16	.63
213P-8	1/2	1-1/16	.87
213P-12	3/4	1-1/4	.89



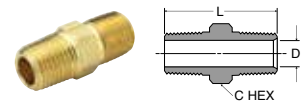
**Close Nipple 215PN**

PART NO.	PIPE THREAD	L	FLOW DIA. D
215PN-2	1/8	.75	.281
215PN-4	1/4	.88	.375
215PN-6	3/8	1.00	.500
215PN-8	1/2	1.13	.625
215PN-12	3/4	1.31	.750



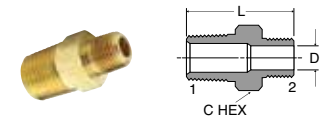
**Long Nipple 215PNL**

PART NO.	PIPE THREAD	L	FLOW DIA. D
215PNL-2-15	1/8	1-1/2	.250
215PNL-4-15	1/4	1-1/2	.375
215PNL-6-15	3/8	1-1/2	.500
215PNL-8-15	1/2	1-1/2	.625
215PNL-2-20	1/8	2	.250
215PNL-4-20	1/4	2	.375
215PNL-6-20	3/8	2	.500
215PNL-8-20	1/2	2	.625
215PNL-2-25	1/8	2-1/2	.250
215PNL-4-25	1/4	2-1/2	.375
215PNL-6-25	3/8	2-1/2	.500
215PNL-8-25	1/2	2-1/2	.625
215PNL-2-30	1/8	3	.250
215PNL-4-30	1/4	3	.375
215PNL-6-30	3/8	3	.500
215PNL-8-30	1/2	3	.625
215PNL-2-35	1/8	3-1/2	.250
215PNL-4-35	1/4	3-1/2	.375
215PNL-6-35	3/8	3-1/2	.500
215PNL-8-35	1/2	3-1/2	.625



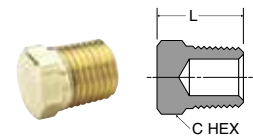
**Hex Nipple 216P**

PART NO.	PIPE THREAD	C HEX	L	FLOW DIA. D
216P-2	1/8	7/16	.97	.220
216P-4	1/4	9/16	1.38	.314
216P-6	3/8	11/16	1.41	.440
216P-8	1/2	7/8	1.81	.564
216P-12	3/4	1-1/16	1.81	.752



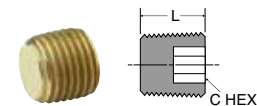
**Hex Nipple Reducers 216P**

PART NO.	1 PIPE THREAD	2 PIPE THREAD	C HEX	L	FLOW DIA. D
216P-4-2	1/4	1/8	9/16	1.19	.220
216P-6-2	3/8	1/8	11/16	1.22	.220
216P-6-4	3/8	1/4	11/16	1.41	.314
216P-8-4	1/2	1/4	7/8	1.62	.314
216P-8-6	1/2	3/8	7/8	1.62	.440
216P-12-8	3/4	1/2	1-1/16	1.80	.564



**Hex-Head Plug 218P**

PART NO.	PIPE THREAD	C HEX	L
218P-2	1/8	7/16	.560
218P-4	1/4	9/16	.747
218P-6	3/8	11/16	.780
218P-8	1/2	7/8	.970
218P-12	3/4	1-1/16	1.054

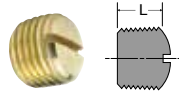


**Countersunk Hex-Head Plug 219P**

PART NO.	PIPE THREAD	C HEX	L
219P-2	1/8	3/16	.30
219P-4	1/4	1/4	.46
219P-6	3/8	5/16	.46
219P-8	1/2	3/8	.61
219P-12	3/4	9/16	.62

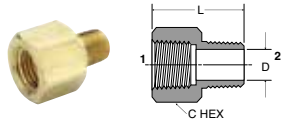
J

### Slotted-Head Plug 220P



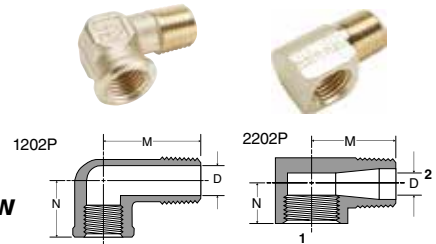
PART NO.	PIPE THREAD	L
220P-2	1/8	.31
220P-4	1/4	.42
220P-6	3/8	.43

### Adapter 222P



PART NO.	1 PIPE THREAD	2 PIPE THREAD	C HEX	L	FLOW DIA. D
222P-2-2	1/8	1/8	9/16	.88	.220
222P-4-2	1/4	1/8	3/4	1.06	.220
222P-4-4	1/4	1/4	3/4	1.25	.314
222P-6-2	3/8	1/8	7/8	1.10	.220
222P-6-4	3/8	1/4	7/8	1.25	.314
222P-6-6	3/8	3/8	7/8	1.25	.440
222P-8-4	1/2	1/4	1	1.47	.314
222P-8-6	1/2	3/8	1-1/16	1.47	.440
222P-8-8	1/2	1/2	1-1/16	1.66	.564
222P-12-6	3/4	3/8	1-3/8	1.50	.440
222P-12-8	3/4	1/2	1-3/8	1.69	.564
222P-12-12	3/4	3/4	1-3/8	1.69	.752

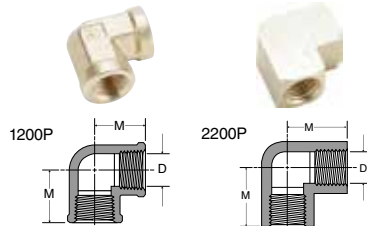
### 90° Street Elbow 1202P-2202P



PART NO.	1 PIPE THREAD	2 PIPE THREAD	M	N	FLOW DIA. D
1202P-2-2	1/8	1/8	.81	.56	.22
2202P-2-2	1/8	1/8	.62	.48	.22
2202PA-2-2*	1/8	1/8	.66	.48	.22
2202P-4-2	1/4	1/8	.72	.45	.23
1202P-4-4	1/4	1/4	1.08	.69	.31
2202P-4-4	1/4	1/4	.91	.45	.34
2202PA-4-4*	1/4	1/4	.91	.72	.31
2202P-4-6	1/4	3/8	.97	.78	.43
1202P-6-4	3/8	1/4	1.25	.78	.31
1202P-6-6	3/8	3/8	1.25	.78	.42
2202P-6-6	3/8	3/8	.98	.54	.41
2202PA-6-6*	3/8	3/8	.97	.78	.43
1202P-6-8	3/8	1/2	1.53	1.01	.56
1202P-8-6	1/2	3/8	1.25	.97	.42
2202P-8-8	1/2	1/2	1.25	1.03	.56
2202P-12-8	3/4	1/2	1.39	1.10	.56
2202P-12-12	3/4	3/4	1.39	1.10	.75

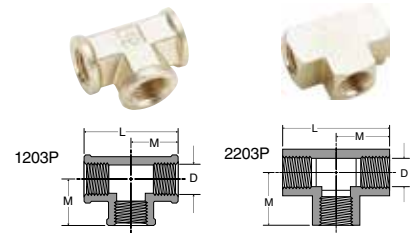
\*Meets SAE Dimensions

### 90° Union Elbow 1200P-2200P

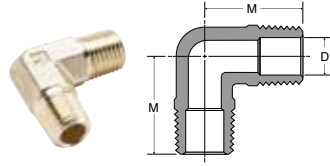


PART NO.	PIPE THREAD	M	FLOW DIA. D
1200P-2-2	1/8	.56	.329
2200P-2-2	1/8	.55	.339
1200P-4-4	1/4	.81	.441
2200P-4-4	1/4	.78	.441
1200P-6-6	3/8	.84	.571
2200P-6-6	3/8	.84	.571
2200P-8-8	1/2	1.07	.703

### Union Tee 1203P-2203P

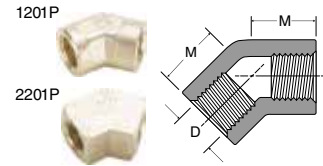


PART NO.	PIPE THREAD	L	M	FLOW DIA. D
1203P-2	1/8	1.12	.56	.339
2203P-2	1/8	1.06	.53	.339
1203P-4	1/4	1.38	.69	.441
2203P-4	1/4	1.52	.76	.441
2203P-6	3/8	1.68	.84	.571
1203P-8	1/2	2.14	1.07	.703
2203P-8	1/2	2.14	1.07	.703
2203P-12	3/4	2.28	1.14	.906



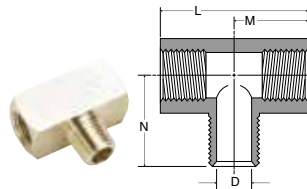
**Male Elbow 1204P**

PART NO.	PIPE THREAD	M	FLOW DIA. D
1204P-2	1/8	.71	.220
1204P-4	1/4	1.09	.312
1204P-6	3/8	1.09	.408
1204P-8	1/2	1.41	.502



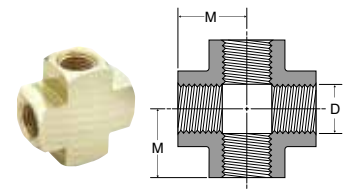
**45° Female Elbow  
1201P-2201P**

PART NO.	PIPE THREAD	M	FLOW DIA. D
2201P-2-2	1/8	.43	.339
1201P-8-8	1/2	.89	.703



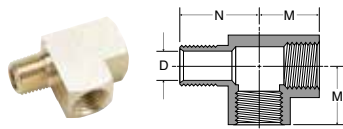
**Male Branch Tee 2224P**

PART NO.	PIPE THREAD	L	M	N	FLOW DIA. D
2224P-2	1/8	1.06	.53	.66	.220
2224P-4	1/4	1.52	.76	.91	.314
2224P-6	3/8	1.68	.84	.97	.440
2224P-8	1/2	2.18	1.09	1.25	.564
2224P-12	3/4	2.32	1.16	1.38	.752



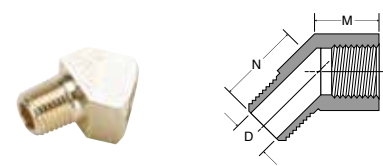
**Cross 2205P**

PART NO.	PIPE THREAD	M	FLOW DIA. D
2205P-2	1/8	.53	.339
2205P-4	1/4	.75	.441
2205P-6	3/8	.81	.571
2205P-8	1/2	1.07	.703
2205P-12	3/4	1.14	.906



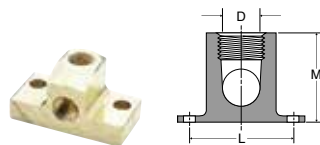
**Street Tee 2225P**

PART NO.	PIPE THREAD	M	N	DIA. D
2225P-2	1/8	.53	.66	.220
2225P-4	1/4	.76	.91	.314
2225P-6	3/8	.84	.98	.440
2225P-8	1/2	1.07	1.26	.564
2225P-12	3/4	1.14	1.38	.752



**45° Street Elbow  
2214P**

PART NO.	PIPE THREAD	M	N	FLOW DIA. D
2214P-2-2	1/8	.38	.50	.220
2214P-4-4	1/4	.54	.70	.314
2214P-6-6	3/8	.56	.78	.440
2214P-8-8	1/2	.73	1.00	.564



**Drop-ear 90° Elbow  
2200PDE**

PART NO.	PIPE THREAD	L	M	FLOW DIA. D
2200PDE-2	1/8	1.38	1.00	.339

J





# Brass Metric Adapters

MATERIALS OF CONSTRUCTION	
ADAPTERS:	BRASS

APPLICABLE TUBE	
TUBE MATERIAL:	COPPER, BRASS, IRON PIPE
NPT:	1/8, 1/4, 3/8, 1/2
BSPT:	1/8, 1/4, 3/8, 1/2, 3/4, 1
BSPP:	1/8, 1/4, 3/8, 1/2, 3/4, 1


SPECIFICATIONS	
PRESSURE RANGE:	UP TO 1,000 PSI
TEMPERATURE RANGES:	-65° TO +250°F



A comprehensive range of adapters for NPT, BSPT and BSPP pipe threads. Produced in both forgings and extrusions. Parker brass adapters are produced from forgings and extrusions to meet exacting requirements. The hot forging process increases the density of the material, refines the grain structure and improves material strength.

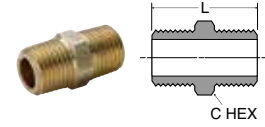


**CD43 90° Elbow Male-Female BSPT-BSPP**



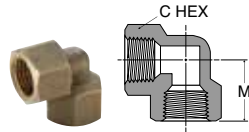
PART NO.	BSPT 1	BSPP 2	C HEX	M	N
1/8CD43B	1/8	1/8	14	14	20
1/4CD43B	1/4	1/4	17	18	25
3/8CD43B	3/8	3/8	22	19	29
1/2CD43B	1/2	1/2	27	24	37

**FF33 Pipe Nipples BSPT**




PART NO.	BSPT	C HEX	L
1/8FF33B	1/8	10	19
1/4FF33B	1/4	14	27
3/8FF33B	3/8	17	28
1/2FF33B	1/2	22	36
3/4FF33B	3/4	27	40
1FF33B	1	36	46

**DD44 Pipe 90° Elbow BSPP**



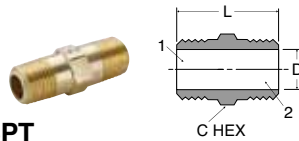
PART NO.	BSPP	C HEX	M
1/8DD44B	1/8	14	15
1/4DD44B	1/4	17	18
3/8DD44B	3/8	22	22
1/2DD44B	1/2	27	29

**FF33 Unequal Pipe Nipples BSPT**



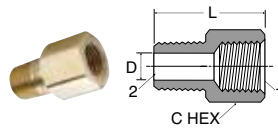
PART NO.	BSPT 1	BSPT 2	C HEX	L
1/8X1/4FF33B	1/8	1/4	14	23
1/8X3/8FF33B	1/8	3/8	17	24
1/8X1/2FF33B	1/8	1/2	22	28
1/4X3/8FF33B	1/4	3/8	17	28
1/4X1/2FF33B	1/4	1/2	22	31
3/8X1/2FF33B	3/8	1/2	22	32
3/8X3/4FF33B	3/8	3/4	27	35
1/2X3/4FF33B	1/2	3/4	27	38
3/4X1FF33B	3/4	1	36	43

**F3HF Hex Nipple NPTF BSPT**



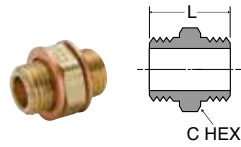
PART NO.	NPTF 1	BSPT 2	C HEX	L	FLOW D
1/8F3HF-B	1/8	1/8	7/16	1.07	.22
1/4F3HF-B	1/4	1/4	9/16	1.58	.31
3/8F3HF-B	3/8	3/8	11/16	1.61	.44
1/2F3HF-B	1/2	1/2	7/8	2.01	.56

**F3HG Adapter NPTF Male BSPT**



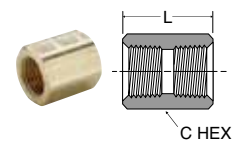
PART NO.	NPTF 1	BSPT 2	C HEX	L	FLOW D
1/8F3HG-B	1/8	1/8	9/16	0.93	.22
1/4F3HG-B	1/4	1/4	3/4	1.35	.31
3/8F3HG-B	3/8	3/8	7/8	1.35	.44
1/2F3HG-B	1/2	1/2	1-1/16	1.76	.56

J



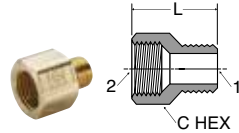
**FF44 Pipe Nipples BSPP**

PART NO.	BSPP	C HEX	L
1/8FF44B	1/8	14	19
1/4FF44B	1/4	17	22
3/8FF44B	3/8	22	24
1/2FF44B	1/2	27	31



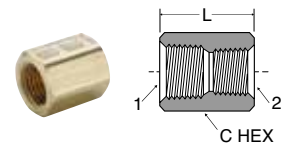
**GG44 Pipe Connector BSPP**

PART NO.	BSPP	C HEX	L
1/8GG44B	1/8	14	16
1/4GG44B	1/4	17	20
3/8GG44B	3/8	22	24
1/2GG44B	1/2	27	28
3/4GG44B	3/4	32	32
1GG44B	1	41	36



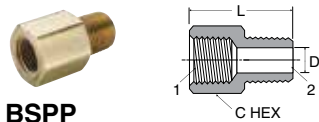
**FG43 Reducing Connector Female-Male BSPP-BSPT**

PART NO.	BSPT 1	BSPP 2	C HEX	L
1/4X1/8FG43B	1/8	1/4	17	23
3/8X1/8FG43B	1/8	3/8	22	25
3/8X1/4FG43B	1/4	3/8	22	28
1/2X1/8FG43B	1/8	1/2	27	29
1/2X1/4FG43B	1/4	1/2	27	32
1/2X3/8FG43B	3/8	1/2	27	31
3/4X1/2FG43B	1/2	3/4	32	39
1X3/4FG43B	3/4	1	41	38



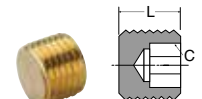
**GG44 Unequal Pipe Connector BSPP**

PART NO.	BSPP 1	BSPP 2	C HEX	L
1/8X1/4GG44B	1/8	1/4	17	18
1/8X3/8GG44B	1/8	3/8	22	20
1/8X1/2GG44B	1/8	1/2	27	22
1/4X3/8GG44B	1/4	3/8	22	22
1/4X1/2GG44B	1/4	1/2	27	24
3/8X1/2GG44B	3/8	1/2	17	26



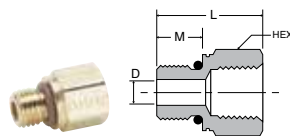
**FHG4 Adapter Male NPTF BSPP**

PART NO.	BSPP 1	NPTF 2	C HEX	L	FLOW D
1/8FHG4-B	1/8	1/8	0.562	0.87	.22
1/4FHG4-B	1/4	1/4	0.750	1.33	.31
3/8FHG4-B	3/8	3/8	0.875	1.44	.44
1/2FHG4-B	1/2	1/2	1.062	1.74	.56



**HHP3 Hollow Hex Head Plug BSPT**

PART NO.	BSPT	C HEX	L
1/8HHP3B	1/8	5	8
1/4HHP3B	1/4	6	10
3/8HHP3B	3/8	8	11
1/2HHP3B	1/2	10	13



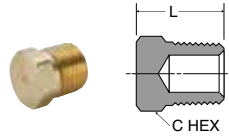
**Pipe to Metric Adaptor 222P-X-MIX**

PART NUMBER	NPTF	METRIC THREAD	HEX	L	M	D
222P-2-MI10	1/8-27	M10 X 1.0	9/16	.75	.34	.18
222P-2-MI14	1/8-27	M14 X 1.5	3/4	.91	.43	.30
222P-4-MI12	1/4-18	M12 X 1.5	11/16	1.09	.43	.24
222P-6-MI16	3/8-18	M16 X 1.5	7/8	1.10	.45	.35
222P-6-MI22	3/8-18	M22 X 1.5	1 1/16	1.05	.37	.47
222P-8-MI27	1/2-14	M27 X 2.0	1 1/4	1.32	.63	.60

Note: Fluorocarbon o-ring is standard

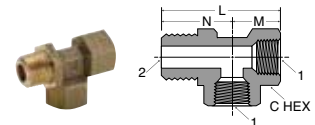


**HP3 Hex Plug BSPT**



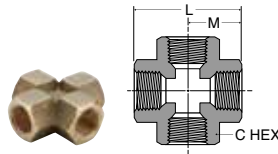
PART NO.	BSPT	C HEX	L
1/8HP3B	1/8	10	12
1/4HP3B	1/4	14	16
3/8HP3B	3/8	17	17
1/2HP3B	1/2	22	21
3/4HP3B	3/4	27	24
1HP3B	1	36	27

**MRO434 Run Tee Female-Female-Male BSPP-BSPP-BSPT**



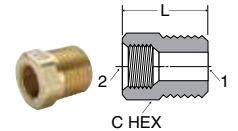
PART NO.	BSPP 1	BSPT 2	C HEX	L	M	N
1/8MRO434B	1/8	1/8	14	32	15	17
1/4MRO434B	1/4	1/4	17	40	18	22
3/8MRO434B	3/8	3/8	24	49	24	25
1/2MRO434B	1/2	1/2	30	63	31	32

**KMMOO4 Pipe Cross BSPP**



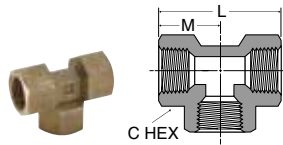
PART NO.	BSPP	C HEX	L	M
1/4KMMOO4B	1/4	17	36	18.0
3/8KMMOO4B	3/8	22	44	22.0
1/2KMMOO4B	1/2	27	58	29.0

**PTR34 Pipe Thread Reducer Male-Female BSPT-BSPP**



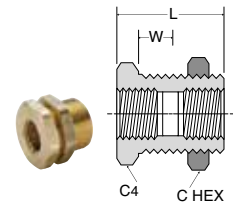
PART NO.	BSPT 1	BSPP 2	C HEX	L
1/4X1/8PTR34B	1/4	1/8	14	16
3/8X1/8PTR34B	3/8	1/8	17	17
3/8X1/4PTR34B	3/8	1/4	17	17
1/2X1/8PTR34B	1/2	1/8	22	22
1/2X1/4PTR34B	1/2	1/4	22	22
1/2X3/8PTR34B	1/2	3/8	22	22
3/4X3/8PTR34B	3/4	3/8	27	23
3/4X1/2PTR34B	3/4	1/2	27	23
1X1/2PTR34B	1	1/2	36	27
1X3/4PTR34B	1	3/4	36	27

**MMO444 Pipe Tee BSPP**



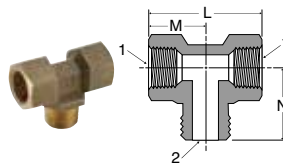
PART NO.	BSPP	C HEX	L	M
1/8MMO444B	1/8	14	29	14.5
1/4MMO444B	1/4	17	36	18.0
3/8MMO444B	3/8	22	44	22.0
1/2MMO444B	1/2	27	58	29.0
3/4MMO444B	3/4	32	62	31.0

**WGG44 Bulkhead Female Union BSPP**



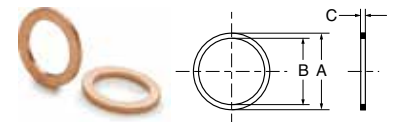
PART NO.	BSPP	STRAIGHT THREAD	C HEX	C4	L	W
1/8WGG44B	1/8	M16X1.5	19	22	21.5	12
1/4WGG44B	1/4	M20X1.5	24	24	22.0	12
3/8WGG44B	3/8	M23X1.5	27	27	24.0	12
1/2WGG44B	1/2	M27X1.5	32	32	28.0	14
3/4WGG44B	3/4	M34X1.5	41	41	31.0	13
1WGG44B	1	M45X2	55	55	36.0	12

**MMS443 Branch Tee Female-Male-Female BSPP-BSPT-BSPP**



PART NO.	BSPP 1	BSPT 2	L	M	N
1/8MMS443B	1/8	1/8	29	14.5	17
1/4MMS443B	1/4	1/4	36	18.0	22
3/8MMS443B	3/8	3/8	48	24.0	25
1/2MMS443B	1/2	1/2	62	31.0	32

**112 Copper Rings for BSPP**



PART NO.	BSPP	A	B	C
112-5-10	1/8	16.0	9.9	1.5
112-8-13	1/4	19.0	13.5	1.5
112-12-17	3/8	24.0	16.9	1.5
112-15-21	1/2	27.0	21.2	2.0

J



# ISO Port Adapters

MATERIALS OF CONSTRUCTION	
ADAPTERS:	BRASS
O-RING:	FLUOROCARBON

NOMENCLATURE	
EXAMPLE: 159F-10MI-27	ATTRIBUTE:
1	FORGING
59	45° MALE ELBOW
F	45° FLARE
10	5/8 TUBE SIZE
MI	METRIC ISO PORT
27	27 MM PORT THREAD

APPLICABLE TUBE	
TUBE MATERIAL:	COPPER, BRASS, J844 TYPE A & B NYLON TUBING

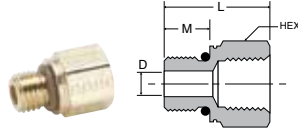
PRESSURE AND TEMPERATURE RANGE	
NOTE:	DEPENDENT ON TUBING OR HOSE END CONNECTION



Adapters meet dimensional requirements of ISO 6149-3 and SAE 2244-3 end configurations include NPTF, flare, hose barb and NTA.



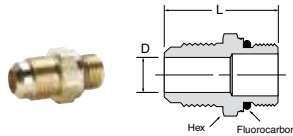
### Pipe to Metric Adaptor 222P-X-MIX



PART NUMBER	NPTF	METRIC THREAD	HEX	L	M	D
222P-2-MI10	1/8-27	M10 X 1.0	9/16	.75	.34	.18
222P-2-MI14	1/8-27	M14 X 1.5	3/4	.91	.43	.30
222P-4-MI12	1/4-18	M12 X 1.5	11/16	1.09	.43	.24
222P-4-MI14	1/4-18	M14 X 1.5	3/4	1.09	.43	.30
222P-6-MI16	3/8-18	M16 X 1.5	7/8	1.16	.45	.35
222P-6-MI22	3/8-18	M22 X 1.5	1 1/16	1.05	.51	.47
222P-8-MI27	1/2-14	M27 X 2.0	1 1/4	1.32	.63	.60

Note: Fluorocarbon o-ring is standard  
For working pressure and Temperature see Metric Adapters Section

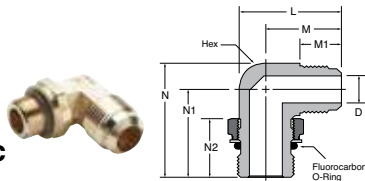
### Flare to Metric Adaptor 48F-X-MIX



PART NUMBER	TUBE SIZE	METRIC THREAD	HEX	L	D
48F-8-MI16	1/2	M16 X 1.5	7/8	1.60	.35
48F-10-MI27	5/8	M27 X 2.0	1 1/4	1.87	.50
48F-12-MI27	3/4	M27 X 2.0	1 1/4	1.99	.63

Note: Fluorocarbon o-ring is standard  
For working pressure and Temperature see SAE Flare Section

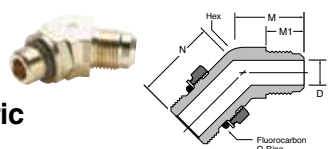
### Flare Elbow to Metric Adaptor 149F-X-MIX



PART NUMBER	TUBE SIZE	METRIC THREAD	HEX	L	M	M1	N	N1	N2	D
149F-10-MI27	5/8	M27 X 2.0	7/8	1.95	1.46	.88	2.12	1.63	1.09	.50

Note: Fluorocarbon o-ring is standard  
For working pressure and Temperature see SAE Flare Section

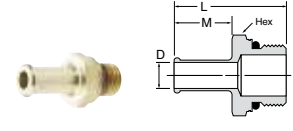
### 45° Flare Elbow to Metric Adaptor 159F-X-MIX



PART NUMBER	TUBE SIZE	METRIC THREAD	HEX	M	M1	N	D
159F-8-MI16	1/2	M16 X 1.5	13/16	1.10	.75	1.16	.36
159F-10-MI27	5/8	M27 X 2.0	1 1/8	1.21	.88	1.50	.50

Note: Fluorocarbon o-ring is standard  
For working pressure and Temperature see SAE Flare Section

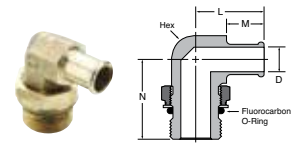
### Hose Barb to Metric Adaptor 68HB-X-MIX



PART NUMBER	TUBE SIZE	METRIC THREAD	HEX	L	M	D
68HB-6-MI12	3/8	M12 X 1.5	11/16	1.50	.78	.24
68HB-6-MI14	3/8	M14 1.5	3/4	1.51	.78	.30
68HB-8-MI12	1/2	M12 X 1.5	11/16	1.50	.78	.24
68HB-10-MI27	5/8	M27 X 2.0	1 1/4	1.77	.78	.50

Note: Fluorocarbon o-ring is standard  
For working pressure and Temperature see Hose Barb Section

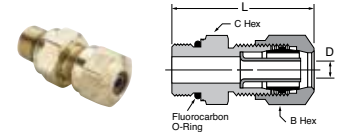
### Beaded Elbow to Metric Adaptor 169HB-X-MIX



PART NUMBER	HOSE SIZE	METRIC THREAD	HEX	L	M	N	D
169HB-10-MI27	5/8	M27 X 2.0	7/8	1.41	.78	1.63	.50
169HB-16-MI27	1	M27 X 2.0	1	1.67	.97	1.68	.71

Note: Fluorocarbon o-ring is standard  
For working pressure and Temperature see Hose Barb Section

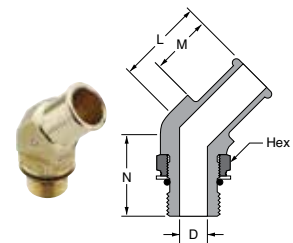
### NTA to Metric Adaptor 68NTA-X-MIX



PART NUMBER	TUBE SIZE	METRIC THREAD	B HEX	C HEX	L	D
68NTA-4-MI10	1/4	M10 X 1.0	9/16	9/16	1.33	.140

Note: Fluorocarbon o-ring is standard  
For working pressure and Temperature see Air Brake-NTA Section

### Beaded Hose Barb 45° Elbow to Metric Thread 179HB-X-MIX



PART NUMBER	HOSE SIZE	METRIC THREAD	HEX	L	M	N	D
179HB-12-MI18	3/4	M18 X 1.5	13/16	1.15	.78	1.16	.44
179HB-16-MI27	1	M27 X 2.0	1 1/16	1.51	.97	1.71	.71

Note: Fluorocarbon o-ring is standard

J



# Garden Hose Fittings

MATERIALS OF CONSTRUCTION	
FITTINGS:	BRASS
WASHER:	RUBBER

NOMENCLATURE	
EXAMPLE: 50GHSV-6-12	ATTRIBUTE:
50	FLARE TO FEMALE HOSE
GH	GARDEN HOSE
SV	SWIVEL CONNECTOR
6	3/8" TUBE O.D.
12	3/4" HOSE THREAD

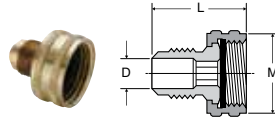
SPECIFICATIONS	
PRESSURE RANGE:	UP TO 150 PSI
TEMPERATURE RANGE:	+35°F TO +100°F AT 75 PSI
NOTE:	90GH IS INTENDED FOR USE WITH THE 97HC HOSE CLAMP OR CRIMPED FERRULE ALL FEMALE CONNECTOR ENDS SHOULD HAVE A RUBBER WASHER (901GH-12) INSERTED PRIOR TO USAGE.



Connect garden hose to other garden hose, to pipe, or to tubing with these solid brass fittings. Hose-end threads are 3/4" garden hose thread. Swivel connectors allow hose to twist without kinking.

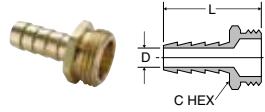


**Swivel Connector SAE Flare to Female Hose Thread 50GHSV**



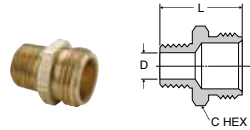
PART NO.	TUBE SIZE	HOSE THREAD	L	M	FLOW DIA. D
50GHSV-6-12	3/8	3/4	1.25	1.15	.297
50GHSV-8-12	1/2	3/4	1.34	1.15	.406

**Hose Barb to Male Hose Thread 53GH, 54GH & 55GH**



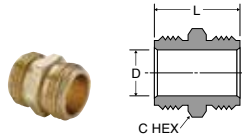
PART NO.	I.D. HOSE SIZE	HOSE THREAD	C HEX	L	FLOW DIA. D
53GH-8-12	1/2	3/4	1-1/16	1.88	.375
54GH-10-12	5/8	3/4	1-1/16	1.88	.500
55GH-12-12	3/4	3/4	1-1/16	1.88	.625

**Male Hose to Male Pipe 69GH, 70GH, 71GH**



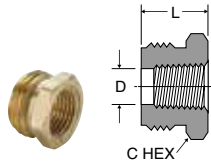
PART NO.	HOSE THREAD	PIPE THREAD	C HEX	L	FLOW DIA. D
69GH-12-4	3/4	1/4	1-1/16	1.25	.410
69GH-12-6	3/4	3/8	1-1/16	1.25	.406
70GH-12-8	3/4	1/2	1-1/16	1.39	.531
71GH-12-12	3/4	3/4	1-1/16	1.41	.750

**Male Hose to Male Hose 75GH**



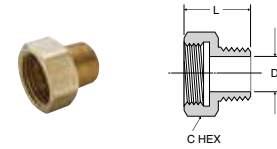
PART NO.	HOSE THREAD	C HEX	L	FLOW DIA. D
75GH-12	3/4	1-1/16	1.25	.750

**Male Hose to Female Pipe 78GH, 79GH, 80GH & 81GH**



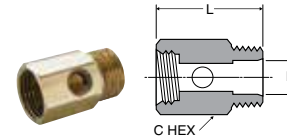
PART NO.	HOSE THREAD	PIPE THREAD	C HEX	L	FLOW DIA. D
78GH-12-4	3/4	1/4	1-1/16	.75	.422
79GH-12-6	3/4	3/8	1-1/16	.75	.562
80GH-12-8	3/4	1/2	1-1/16	.75	.687
81GH-12-12	3/4	3/4	1-3/16	1.28	.719

**Female Hose to Male Pipe 82GH & 83GH**



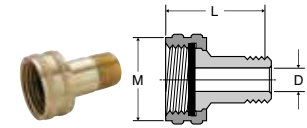
PART NO.	HOSE THREAD	PIPE THREAD	C HEX	L	FLOW DIA. D
82GH-12-8	3/4	1/2	1-3/16	1.20	.562
83GH-12-12	3/4	3/4	1-3/16	1.22	.750

**Special Filter Adapter 84GH**



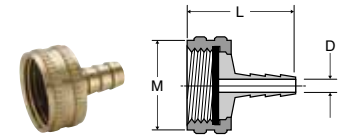
PART NO.	HOSE THREAD	PIPE THREAD	C HEX	L	FLOW DIA. D
84GH-8-8	1/2	1/2	15/16	1.53	.530

**Swivel Connector Female Garden Hose to Male Pipe 88GH**



PART NO.	HOSE THREAD	PIPE THREAD	L	M	FLOW DIA. D
88GH-12-4	3/4	1/4	1.69	1.15	.312
88GH-12-6	3/4	3/8	1.69	1.15	.406

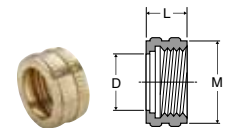
**Swivel Connector Female Garden Hose to Hose Barb 90GH**



PART NO.	HOSE THREAD	I.D. HOSE SIZE	L	M	FLOW DIA. D
90GH-12-3	3/4	3/16	1.29	1.15	.125
90GH-12-4	3/4	1/4	1.21	1.15	.187
90GH-12-6	3/4	3/8	1.21	1.15	.281
90GH-12-8	3/4	1/2	1.21	1.15	.375
90GH-12-10*	3/4	5/8	1.93	1.19	.500
90GH-12-12*	3/4	3/4	1.93	1.19	.625

\*Denotes hex body

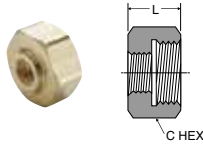
**Knurled Hose Nut 94GH**



PART NO.	HOSE THREAD	L	M	FLOW DIA. D
94GH-12	3/4	.57	1.15	.808

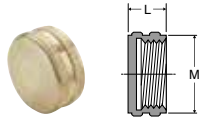
J





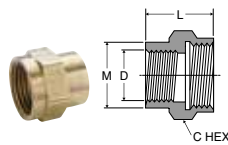
**Hose Nut Reducer 95GH**

PART NO.	HOSE THREAD	PIPE THREAD	C HEX	L
95GH-12-2	3/4	1/8	1-1/8	.63



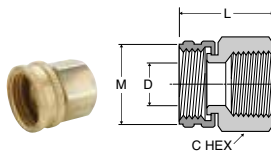
**Hose Cap Nut 96GH**

PART NO.	HOSE THREAD	L	M
96GH-12	3/4	.50	1.15



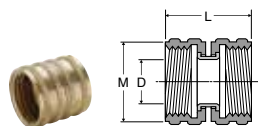
**Female Hose to Female Pipe 98GH & 99GH**

PART NO.	HOSE THREAD	PIPE THREAD	C HEX	L	M	FLOW DIA.D
98GH-12-8	3/4	1/2	1-3/16	1.14	1.01	.687
99GH-12-12	3/4	3/4	1-3/16	1.25	1.17	.750



**Swivel Connector Female Hose to Female Pipe 98GHSV & 99GHSV**

PART NO.	HOSE THREAD	PIPE THREAD	C HEX	L	M	FLOW DIA.D
98GHSV-12-8	3/4	1/2	1	1.27	1.21	.687
99GHSV-12-12	3/4	3/4	1-3/16	1.34	1.21	.687



**Swivel Nut Connector 101GHSV**

PART NO.	HOSE THREAD	L	M	FLOW DIA.D
101GHSV-12	3/4	1.25	1.15	.625



**Rubber Garden Hose Coupling Washer 901GH**

PART NO.	HOSE THREAD
901GH-12	3/4

NOTE: All female connector ends should have this rubber washer

**Hydraulic Quick Couplings/  
High Flow Couplings**

**Applications**

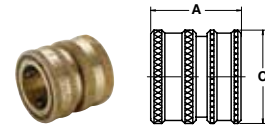
Parker Water Service Couplings are used anywhere water hoses are connected and disconnected frequently. They are used on a wide variety of applications including garden hoses, wash down systems, and mobile water tank lines. The unvalved design permits maximum flow with minimum pressure drop.

**Features**

- Brass and stainless steel construction for heavy duty service.
- Durable 4-ball locking mechanism for secure connections.
- Quality, temperature-resistant nitrile seals for a leak-free service life.

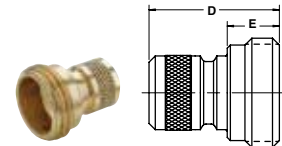
**Specifications**

- Body Size 3/4"
- Rated Pressure (PSI) 200
- Rated Flow (GPM) 28
- Temperature Range (std seals) -40°F to +250°F



**High Flow Coupler 1163-60-BPD**

PART NO.	BODY SIZE	THREAD SIZE NH	A	C
1163-60-BPD	3/4	3/4-11 1/2	1.12	1.21



**High Flow Nipple 1163-61-BPD**

PART NO.	BODY SIZE	THREAD SIZE NH	D	E
1163-61-BPD	3/4	3/4-11 1/2	1.25	.5



