

ioLogik 2500 Series

Smart Ethernet remote I/O with Click&Go Plus logic



Features and Benefits

- Front-end intelligence with Click&Go Plus control logic, up to 48 rules
- Active communication with MX-AOPC UA Server
- Automatically complement disconnection period data with MX-AOPC UA Logger software
- 4-port unmanaged switch built in for linking to Ethernet devices
- I/O expansion port for daisy chaining up to 8 ioLogik E1200 units
- 3-in-1 serial port: RS-232, RS-422, or RS-485
- Supports SNMP v1/v2c/v3
- Simplifies I/O management with MXIO library for Windows or Linux
- Wide operating temperature models available for -40 to 75°C (-40 to 167°F) environments

Certifications



Introduction

ioLogik 2500 smart Ethernet remote I/O devices feature unique hardware and software designs, making them ideal solutions for a variety of industrial data acquisition applications. The ioLogik 2500's hardware design includes a 4-port unmanaged Ethernet switch and 2 serial ports, enabling it to seamlessly connect to a variety of field devices.

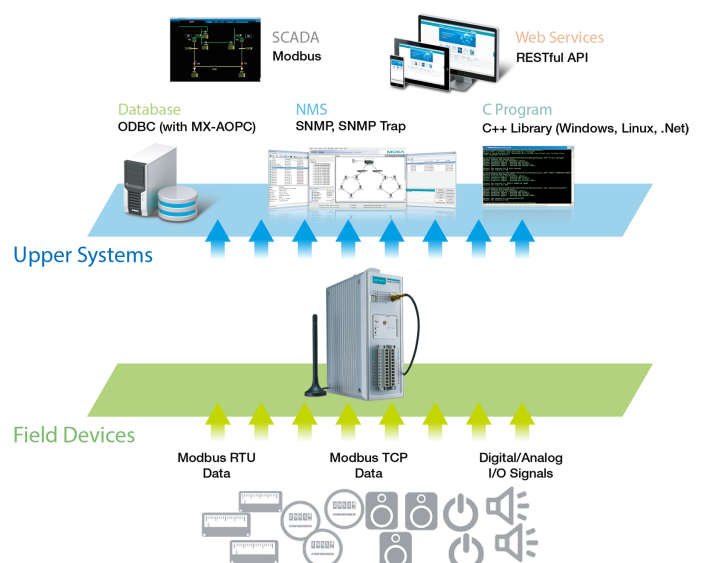
One of the Ethernet ports can be used to link to 8 daisy-chained ioLogik E1200 expansion modules to provide more than 100 channels. The ioLogik 2500 acts as the "head" unit, with Click&Go Plus logic used to control the entire I/O array. Most importantly, a single IP is all that is required to connect the entire I/O array to your network, providing the perfect solution for industrial field sites that have an insufficient number of IP addresses.

Programming-Free Click&Go Plus™ Logic

Click&Go Plus™ control logic supports up to 48 rules and 8 conditions/actions. In addition, its graphical user interface provides 3 logic gates and 3 multi-layers, helping you build more powerful and efficient IO solutions. Once you finish setting up your Click&Go Plus™ logic rules, IOxpress's easy-to-use simulation function can be used to find potential errors in your Click&Go Plus™ rules before uploading them to your online devices.

Multi-Protocol Data Concentrator

By supporting multiple protocols, the ioLogik 2500 improves the efficiency of collecting field-site data and then sending it to upper-level systems. For field-site data collection, an ioLogik 2500 can collect data from other third-party devices via both Modbus TCP and Modbus RTU, and also lets you link up to 8 ioLogik E1200 modules to create a versatile I/O array with over 100 different I/O channels, allowing all field-site data to be accessed by upper-level systems. For the upper-level systems, the ioLogik 2500 supports Modbus TCP, SNMP, SNMP Trap, RESTful API, Active OPC tag, and C++ library for easy integration with various IT/OT systems, making the ioLogik 2500 the perfect data concentrator for connecting field sites to your network.



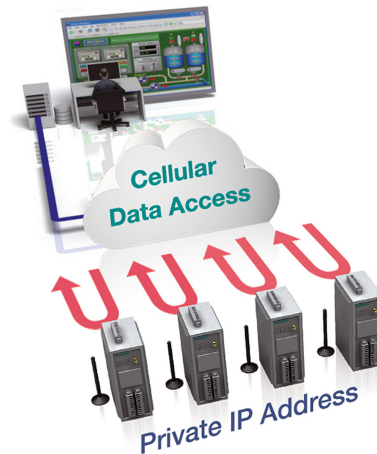
Data Completeness with Local Storage Data Logging

The ioLogik 2500 supports microSD cards, turning it into a powerful data logger for storing valuable data. Important data from field sites can be accessed remotely by different systems via an FTP, and the ioLogik's data completeness function enables real-time monitoring of data through MX-AOPC UA Suite when the network goes down unexpectedly.

Remote Access Cellular I/O via Cellular Network

Most carriers provide dynamic and private IP address SIM cards, and although private IP cards are cheaper, they cannot be used to provide direct access to the cloud. Moxa's Cellular Data Access software enables this type of connection by establishing a special data route between the cellular models and the cloud.

Only one public IP address is needed to use Moxa's Cellular Data Access software, allowing you to easily update internal register values, change output channel status, and modify the configurations of devices connected to the device, all through the cloud.



Specifications

Memory

microSD Slot	Up to 32 GB (SD 2.0 compatible) Note: For units operating in extreme temperatures, industrial-grade, wide-temperature microSD cards are required.
--------------	--

Control Logic

Language	Click&Go Plus
----------	---------------

Input/Output Interface

Analog Input Channels	ioLogik 2542 Series: 4
Digital Input Channels	ioLogik 2512 Series: 8
Configurable DIO Channels (by software)	ioLogik 2512 Series: 8 ioLogik 2542 Series: 12
Buttons	Reset button
Isolation	3k VDC or 2k Vrms

Digital Inputs

Connector	Screw-fastened Euroblock terminal
Counter Frequency	2.5 kHz
Digital Filtering Time Interval	Software configurable
Dry Contact	On: short to GND Off: open
I/O Mode	DI or event counter
Points per COM	ioLogik 2512 Series: 8 channels ioLogik 2542 Series: 6 channels
Sensor Type	Dry contact Wet Contact (NPN or PNP)
Wet Contact (DI to COM)	On: 10 to 30 VDC Off: 0 to 3 VDC

Digital Outputs

Connector	Screw-fastened Euroblock terminal
Current Rating	500 mA per channel
DIO Output Leakage Current	< 1 mA @ 30 VDC
I/O Mode	DO or pulse output
I/O Type	Sink
Over-Current Protection	1.5 A per channel @ 25°C
Over-Temperature Shutdown	175°C (typical), 150°C (min.)
Over-Voltage Protection	35 VDC
Pulse Output Frequency	5 kHz (max.)

Analog Inputs

Accuracy	ioLogik 2542 Series (except -T models): ±0.1% FSR @ 25°C ±0.3% FSR @ -10 to 60°C ioLogik 2542-T ±0.1% FSR @ 25°C ±0.3% FSR @ -10 to 60°C ±0.5% FSR @ -40 to 75°C ioLogik 2542-GPRS-T/HSPA-T/WL1-EU-T/WL1-JP-T/WL1-US-T: ±0.1% FSR @ 25°C ±0.3% FSR @ -10 to 60°C ±0.5% FSR @ -30 to 70°C
Built-in Resistor for Current Input	120 ohms
Connector	Screw-fastened Euroblock terminal
I/O Mode	Voltage/Current
I/O Type	Differential
Input Impedance	1 mega-ohms (min.)
Input Range	±10 VDC 0 to 10 VDC 0 to 20 mA 4 to 20 mA 4 to 20 mA (with burn-out detection)
Resolution	16 bits
Sampling Rate	All channels: 400 samples/sec Per channel: 100 samples/sec

Ethernet Interface

10/100BaseT(X) Ports (RJ45 connector)	4, 1 MAC address (Ethernet bypass)
Magnetic Isolation Protection	1.5 kV (built-in)

Ethernet Software Features

Configuration Options	Web Console (HTTP/HTTPS), Windows Utility (IOexpress)
Industrial Protocols	CGI commands, Modbus TCP Client (Master), Modbus TCP Server (Slave), Moxa AOPC (Active Tag), MXIO Library, RESTful API

Management	ioLogik 2500 Series -GPRS/-HSPA/Ethernet models: BOOTP, IPv4, SMTP, SNMPv1/v2c Trap, SNMPv1/v2c/v3, TCP/IP, DHCP Client ioLogik 2500 Series -WL1 models: BOOTP, IPv4, SMTP, SNMPv1/v2c Trap, SNMPv1/v2c/v3, TCP/IP
MIB	Device Settings MIB
Security	HTTPS/SSL
Time Management	SNTP
LED Interface	
LED Indicators	ioLogik 2512/2542 Series: PWR, RDY, Serial port (P1, P2), Ethernet port (L1 to L4), I/O Channel Status (0 to 15) ioLogik 2500 Series -GPRS/-HSPA/-WL1 models: PWR, RDY, Serial port (P1, P2), Ethernet port (L1 to L4), I/O Channel Status (0 to 15), Wireless connection, Signal Status
Security Functions	
IPsec VPN	ioLogik 2500 Series -GPRS/-HSPA models: DES, 3DES, AES-128, AES-192, AES-256
Serial Interface	
Baudrate	300 bps to 115.2 kbps
Connector	8-pin RJ45
Data Bits	5, 6, 7, 8
Flow Control	None, RTS/CTS, XON/XOFF
No. of Ports	2
Parity	None, Even, Odd
Serial Standards	RS-232, RS-422, RS-485
Stop Bits	1, 2
Serial Signals	
RS-232	TxD, RxD, RTS, CTS, DTR, DSR, DCD, GND
RS-422	Tx+, Tx-, Rx+, Rx-, GND
RS-485-2w	Data+, Data-, GND
RS-485-4w	Tx+, Tx-, Rx+, Rx-, GND
Serial Software Features	
Industrial Protocols	Modbus RTU Client (Master)
Cellular Interface	
Band Options	ioLogik 2500 Series -HSPA models: UMTS/HSPA 800/850/900/1900/2100 MHz ioLogik 2500 Series -GPRS/-HSPA models: Universal quad-band GSM/GPRS/EDGE 850/900/1800/1900 MHz
Cellular Antenna Connectors	ioLogik 2500 Series -GPRS/-HSPA models: 1 SMA female
SIM Control Voltage	1.8 V, 3 V
SIM Format	Full size

WLAN Interface

Receiver Sensitivity for 802.11b	-97 dBm @ 1 Mbps -94 dBm @ 2 Mbps -92 dBm @ 5.5 Mbps -90 dBm @ 11 Mbps
Receiver Sensitivity for 802.11g	-88 dBm @ 6 to 24 Mbps -85 dBm @ 36 Mbps -75 dBm @ 48 Mbps -70 dBm @ 54 Mbps
Modulation Type	DSSS OFDM
Transmission Rate	802.11b: 1, 2, 5.5, 11 Mbps 802.11g: 6, 9, 12, 18, 24, 36, 48, 54 Mbps
Transmitter Power for 802.11b	18±1.5 dBm @ 1 to 11 Mbps
Transmitter Power for 802.11g	18±1.5 dBm @ 6 to 24 Mbps 17±1.5 dBm @ 36 Mbps 16±1.5 dBm @ 48 Mbps 16±1.5 dBm @ 54 Mbps
Wireless Security	WEP encryption (64-bit and 128-bit) WPA/WPA2-Personal
Frequency Band	US: 2.412 to 2.462 GHz (11 channels) EU: 2.412 to 2.472 GHz (13 channels)
WLAN Antenna Connector	ioLogik 2512-WL1/2542-WL1 Series: 1 RP-SMA female

Power Parameters

Power Connector	Screw-fastened Euroblock terminal
No. of Power Inputs	1
Input Voltage	12 to 48 VDC
Power Consumption	ioLogik 2512 Series: 274 mA @ 24 VDC ioLogik 2512-GPRS Series: 416 mA @ 24 VDC ioLogik 2512-HSPA Series: 390 mA @ 24 VDC ioLogik 2512-WL1 Series: 328 mA @ 24 VDC ioLogik 2542 Series: 358 mA @ 24 VDC ioLogik 2542-GPRS Series: 494 mA @ 24 VDC ioLogik 2542-HSPA Series: 442 mA @ 24 VDC ioLogik 2542-WL1 Series: 406 mA @ 24 VDC

Physical Characteristics

Housing	Metal
IP Rating	IP30
Dimensions	61 x 157 x 115 mm (2.4 x 6.18 x 4.53 in)
Weight	1,265 g (2.79 lb)
Installation	DIN-rail mounting, Wall mounting (with optional kit)
Wiring	I/O cable, 16 to 26 AWG Power cable, 12 to 24 AWG

Environmental Limits

Operating Temperature	Standard Models: -10 to 60°C (14 to 140°F) GPRS/HSPA/WL1 -T models: -30 to 70°C (-22 to 158°F) ioLogik 2512-T/2542-T: -40 to 75°C (-40 to 167°F)
Storage Temperature (package included)	-40 to 85°C (-40 to 185°F)
Ambient Relative Humidity	5 to 95% (non-condensing)
Altitude	2000 m

Standards and Certifications

EMC	EN 61000-6-2/-6-4
EMI	CISPR 32, FCC Part 15B Class A
EMS	All models: IEC 61000-4-2 ESD: Contact: 4 kV; Air: 8 kV IEC 61000-4-4 EFT: Power: 1 kV; Signal: 0.5 kV IEC 61000-4-6 CS: 3 V IEC 61000-4-8 ioLogik 2500 Series: IEC 61000-4-3 RS: 80 MHz to 1 GHz: 10 V/m IEC 61000-4-5 Surge: Power: 1 kV ioLogik 2500 Series -GPRS/-HSPA/-WL1 models: IEC 61000-4-3 RS: 80 MHz to 1 GHz: 3 V/m IEC 61000-4-5 Surge: Power: 2 kV
Hazardous Locations	ATEX, Class I Division 2
Safety	UL 508

Declaration

Green Product	RoHS, CRoHS, WEEE
---------------	-------------------

MTBF

Time	ioLogik 2512 Series: 467,032 hrs ioLogik 2542 Series: 375,439 hrs ioLogik 2512-GPRS Series: 403,452 hrs ioLogik 2542-GPRS Series: 403,087 hrs ioLogik 2512-HSPA Series: 378,154 hrs ioLogik 2542-HSPA Series: 378,154 hrs ioLogik 2512-WL1 Series: 400,469 hrs ioLogik 2542-WL1 Series: 331,222 hrs
Standards	Telcordia SR332

Warranty

Warranty Period	5 years
Details	See www.moxa.com/warranty

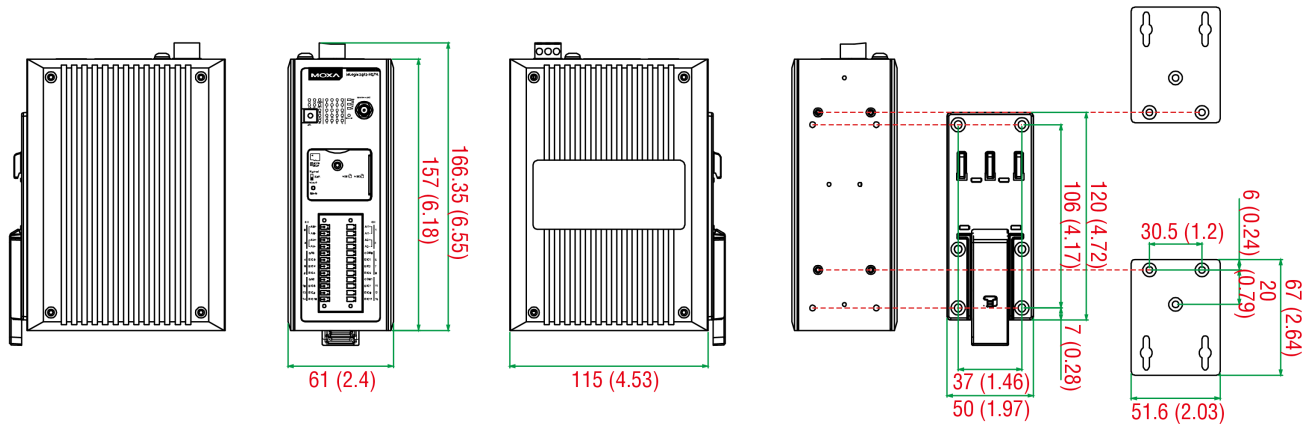
Package Contents

Device	1 x ioLogik 2500 Series remote I/O
Installation Kit	1 x cable holder with screw 6 x cap, plastic, for RJ45 port
Cable	2 x RJ45-to-DB9 console cable

Antenna	1 x UMTS/HSPA (-HSPA models) 1 x GSM/GPRS (-GPRS models) 1 x Wi-Fi (-WL1 models)
Documentation	1 x quick installation guide 1 x warranty card

Dimensions

Unit: mm (inch)



Ordering Information

Model Name	Input/Output Interface	Wireless Standard	Operating Temp.
ioLogik 2512	8 x DI, 8 x DIO	-	-10 to 60°C
ioLogik 2512-T	8 x DI, 8 x DIO	-	-40 to 75°C
ioLogik 2512-HSPA	8 x DI, 8 x DIO	UMTS/HSPA+: five-band 800/850/ 900/1900/2100 MHz GSM/GPRS/EDGE: quad-band 850/ 900/1800/1900 MHz	-10 to 60°C
ioLogik 2512-HSPA-T	8 x DI, 8 x DIO	UMTS/HSPA+: five-band 800/850/ 900/1900/2100 MHz GSM/GPRS/EDGE: quad-band 850/ 900/1800/1900 MHz	-30 to 70°C
ioLogik 2512-WL1-EU	8 x DI, 8 x DIO	IEEE 802.11b/g for wireless LAN	-10 to 60°C
ioLogik 2512-WL1-EU-T	8 x DI, 8 x DIO	IEEE 802.11b/g for wireless LAN	-30 to 70°C
ioLogik 2512-WL1-US	8 x DI, 8 x DIO	IEEE 802.11b/g for wireless LAN	-10 to 60°C
ioLogik 2512-WL1-US-T	8 x DI, 8 x DIO	IEEE 802.11b/g for wireless LAN	-30 to 70°C
ioLogik 2512-WL1-JP	8 x DI, 8 x DIO	IEEE 802.11b/g for wireless LAN	-10 to 60°C
ioLogik 2512-WL1-JP-T	8 x DI, 8 x DIO	IEEE 802.11b/g for wireless LAN	-30 to 70°C
ioLogik 2542	4 x AI, 12 x DIO	-	-10 to 60°C
ioLogik 2542-T	4 x AI, 12 x DIO	-	-40 to 75°C
ioLogik 2542-HSPA	4 x AI, 12 x DIO	UMTS/HSPA+: five-band 800/850/ 900/1900/2100 MHz GSM/GPRS/EDGE: quad-band 850/ 900/1800/1900 MHz	-10 to 60°C
ioLogik 2542-HSPA-T	4 x AI, 12 x DIO	UMTS/HSPA+: five-band 800/850/ 900/1900/2100 MHz GSM/GPRS/EDGE: quad-band 850/ 900/1800/1900 MHz	-30 to 70°C
ioLogik 2542-WL1-EU	4 x AI, 12 x DIO	IEEE 802.11b/g for wireless LAN	-10 to 60°C

Model Name	Input/Output Interface	Wireless Standard	Operating Temp.
ioLogik 2542-WL1-EU-T	4 x AI, 12 x DIO	IEEE 802.11b/g for wireless LAN	-30 to 70°C
ioLogik 2542-WL1-US	4 x AI, 12 x DIO	IEEE 802.11b/g for wireless LAN	-10 to 60°C
ioLogik 2542-WL1-US-T	4 x AI, 12 x DIO	IEEE 802.11b/g for wireless LAN	-30 to 70°C
ioLogik 2542-WL1-JP	4 x AI, 12 x DIO	IEEE 802.11b/g for wireless LAN	-10 to 60°C
ioLogik 2542-WL1-JP-T	4 x AI, 12 x DIO	IEEE 802.11b/g for wireless LAN	-30 to 70°C

Accessories (sold separately)

Software

MX-AOPC UA Server	OPC UA Server software for converting fieldbus to the OPC UA standard
-------------------	---

Wall-Mounting Kits

WK-51-01	Wall-mounting kit, 2 plates, 6 screws, 51.6 x 67 x 2 mm
----------	---

© Moxa Inc. All rights reserved. Updated Nov 12, 2018.

This document and any portion thereof may not be reproduced or used in any manner whatsoever without the express written permission of Moxa Inc. Product specifications subject to change without notice. Visit our website for the most up-to-date product information.